



# Great Falls High Bison



Opponent	L	Score	Res	Date	Scoring Leader	Pts	2nd in Scoring	Pts
1 Capital High	A	45 - 64	L	12-08-11	Shyke Smalls	22	Dylan Tatarka	7
2 Flathead High	A	60 - 67	L	12-10-11	Lukas Vining	14	Dylan Tatarka	12
3 Missoula Hellgate	A	42 - 56	L	12-16-11	Dylan Tatarka	17	Shyke Smalls	9
4 Glacier High	H	37 - 57	L	12-17-11	Lukas Vining	10	Smalls / Tatarka / Anderegg	6
5 Helena High	H	56 - 48	W	12-20-11	Shyke Smalls	18	Dylan Tatarka	16
6 Havre High	A	38 - 37	W	12-22-11	Dylan Tatarka	13	Lukas Vining	6
7 Butte High	H	54 - 42	W	01-05-12	Dylan Tatarka	21	Shyke Smalls	19
8 C. M. Russell	H	48 - 44	W	01-12-12	Shyke Smalls	17	Dylan Tatarka	15
9 Capital High	H	48 - 40	W	01-14-12	Shyke Smalls	14	Lukas Vining	12
10 Bozeman High	A	58 - 70	L	01-20-12	Shyke Smalls	28	Racine / Tatarka	11
11 Billings Skyview	A	45 - 57	L	01-21-12	Shyke Smalls	22	Lukas Vining	8
12 Havre High	H	56 - 46	W	01-26-12	Shyke Smalls	20	Dylan Tatarka	16
13 Butte High	A	68 - 71	L	01-28-12	Shyke Smalls	24	Dylan Tatarka	13
14 Billings Senior	H	43 - 51	L	02-03-12	Shyke Smalls	18	LaRance Racine	11
15 Billings West	H	46 - 56	L	02-04-12	Shyke Smalls	10	Racine / Tatarka	9
16 C. M. Russell	A	57 - 70	L	02-10-12	Shyke Smalls	21	Racine / Tatarka	10
17 Billings Skyview	H	44 - 61	L	02-17-12	Shyke Smalls	21	Dylan Tatarka	15
18 Bozeman High	H	48 - 59	L	02-18-12	Dylan Tatarka	17	Shyke Smalls	14
19 Billings West	A	46 - 66	L	02-24-12	Lukas Vining	11	Shyke Smalls	9
20 Billings Senior	A	40 - 69	L	02-25-12	Smalls / Keels	8	Dylan Tatarka	6
<b>State Play-off Game</b>								
21 Billings Skyview	A	48 - 46	W	03-02-12	Shyke Smalls	10	Racine / Keels	9
<b>State Tournament Games - Montana State University - Bozeman</b>								
22 Glacier High	Met	52 - 59	L	03-08-12	Dylan Tatarka	22	Lukas Vining	11
23 Billings Senior	Met	44 - 58	L	03-09-12	LaRance Racine	10	Dylan Tatarka	9

Scoring Breakdown	G	PtsS - PtsA	Diff
Total Games	23	1123 - 1294	-171
Averages & Scor Diff		48.8 - 56.3	-7.4
Conference Games	12	597 - 716	-119
Averages & Scor Diff		49.8 - 59.7	-9.9
"AA" Non-Conf Games	6	288 - 332	-44
Averages & Scor Diff		48.0 - 55.3	-7.3
'Non "AA" Games	2	94 - 83	11
Averages & Scor Diff		47.0 - 41.5	5.5
Play-off / Tournament G	3	144 - 163	-19
Averages & Scor Diff		48.0 - 54.3	-6.3

Records Summary	Won - Lost	PCT
Overall Record	7 - 16	.304
Conference Record	2 - 10	.167
Home Record	5 - 5	.500
Away Record	2 - 9	.182
Neutral Court Record	0 - 2	.000
"AA" Opponents	5 - 16	.238
"AA" Non-Conference Opp.	2 - 4	.333
Non "AA" Opponents	2 - 0	1.000
G - 5 or less pts difference	3 - 1	.750
G - 6 to 9 pts difference	2 - 3	.400
G - 10 or more pts difference	2 - 12	.143
Overtime Games	0 - 0	.000
State Play-off Game	1 - 0	1.000
State Tournament Games	0 - 2	.000

Coaching Staff / Athletic Trainers / Managers			
NAME	POSITION		
Bob Howard	Head Coach		
Ken Maddox	JV Coach		
Jerry Schmitz	Sophomore Coach		
Paul Soldano	Freshman Coach		
Bobby Howard	Assistant Coach		
Shawn Ruff	AthleticTrainer		
Judi Rowe	AthleticTrainer		
	Manager		
	Manager		
<b>VARSIITY / JV ROSTER</b>			
NUMBER	NAME	HGT	YEAR
00	Bryce Clark	5-10	Sophomore
3	Lukas Vining	6-0	Freshman
11	Dylan Tatarka	6-3	Junior
13	LaRance Racine	6-1	Junior
21	Kolby Sukut	6-3	Junior
23	Shyke Smalls	6-0	Senior
24	Keenan Watt	6-1	Junior
32	Tre Keels	6-0	Senior
34	Dylan Swandal	6-3	Junior
40	Lane Beyl	6-4	Senior
44	Joe Tinsley	6-2	Senior
50	Jace Anderegg	6-4	Junior
5	Dalton Cook	5-10	Junior
12	Payton Ferda	5-11	Junior
22	Stan Gopher	6-0	Junior
31	Tanner Lightbourne	6-0	Junior
51	John Shelman	6-2	Junior

### All Games Stats


#	Players Name	G	Pts	Avg	Reb	Avg	Ast	Avg	FG - FGA	Pct	3P - 3PA	Pct	FT - FTA	Pct	Stl	Avg	Blk	Avg
00	Bryce Clark	5	5	1.0	1	0.2	3	0.6	2 - 5	.400	1 - 2	.500	0 - 0	.000	0	0.0	0	0.0
3	Lukas Vining	23	113	4.9	31	1.3	11	0.5	37 - 100	.370	26 - 70	.371	13 - 19	.684	13	0.6	4	0.2
11	Dylan Tatarka	22	263	12.0	111	5.0	62	2.8	95 - 257	.370	20 - 88	.227	53 - 77	.688	50	2.3	5	0.2
13	LaRance Racine	20	114	5.7	41	2.1	11	0.6	41 - 116	.353	28 - 79	.354	4 - 4	1.000	21	1.1	2	0.1
21	Kolby Sukut	23	41	1.8	44	1.9	5	0.2	15 - 34	.441	2 - 11	.182	9 - 16	.563	3	0.1	1	0.0
23	Shyke Smalls	23	342	14.9	107	4.7	82	3.6	126 - 354	.356	30 - 116	.259	62 - 102	.608	61	2.7	5	0.2
24	Keenan Watt	5	4	0.8	6	1.2	3	0.6	2 - 4	.500	0 - 0	.000	0 - 0	.000	1	0.2	0	0.0
32	Tre Keels	21	60	2.9	57	2.7	33	1.6	21 - 70	.300	7 - 40	.175	9 - 16	.562	23	1.1	4	0.2
34	Dylan Swandal	23	46	2.0	50	2.2	5	0.2	21 - 52	.404	0 - 2	.000	4 - 10	.400	6	0.3	2	0.1
40	Lane Beyl	23	39	1.7	52	2.3	2	0.1	14 - 40	.350	3 - 14	.214	8 - 10	.800	5	0.2	14	0.6
44	Joe Tinsley	6	4	0.7	5	0.8	0	0.0	1 - 2	.500	0 - 0	.000	2 - 2	1.000	1	0.2	1	0.2
50	Jace Anderegg	23	70	3.0	69	3.0	3	0.1	28 - 54	.519	0 - 2	.000	14 - 21	.667	4	0.2	6	0.3
5	Dalton Cook	13	19	1.5	10	0.8	3	0.2	5 - 21	.238	4 - 15	.267	5 - 6	.833	8	0.6	0	0.0
22	Stan Gopher	1	0	0.0	0	0.0	0	0.0	0 - 0	.000	0 - 0	.000	0 - 0	.000	0	0.0	0	0.0
15	Name 15	0	0	0.0	0	0.0	0	0.0	0 - 0	.000	0 - 0	.000	0 - 0	.000	0	0.0	0	0.0
16	Name 16	0	0	0.0	0	0.0	0	0.0	0 - 0	.000	0 - 0	.000	0 - 0	.000	0	0.0	0	0.0
<b>Team Totals</b>		<b>23</b>	<b>1123</b>	<b>48.8</b>	<b>584</b>	<b>25.4</b>	<b>223</b>	<b>9.7</b>	<b>410 - 1111</b>	<b>.369</b>	<b>122 - 440</b>	<b>.277</b>	<b>183 - 286</b>	<b>.640</b>	<b>196</b>	<b>8.5</b>	<b>44</b>	<b>1.9</b>
<b>Opponent Totals</b>		<b>23</b>	<b>1294</b>	<b>56.3</b>	<b>750</b>	<b>32.6</b>	<b>271</b>	<b>11.8</b>	<b>417 - 963</b>	<b>.433</b>	<b>118 - 314</b>	<b>.376</b>	<b>299 - 474</b>	<b>.631</b>	<b>149</b>	<b>6.5</b>	<b>48</b>	<b>2.1</b>

### Conference Games Stats


#	Players Name	G	Pts	Avg	Reb	Avg	Ast	Avg	FG - FGA	Pct	3P - 3PA	Pct	FT - FTA	Pct	Stl	Avg	Blk	Avg
00	Bryce Clark	4	5	1.3	1	0.3	3	0.8	2 - 5	.400	1 - 2	.500	0 - 0	.000	0	0.0	0	0.0
3	Lukas Vining	12	45	3.8	14	1.2	7	0.6	14 - 42	.333	12 - 33	.364	5 - 9	.556	8	0.7	3	0.3
11	Dylan Tatarka	11	133	12.1	60	5.5	38	3.5	46 - 129	.357	10 - 48	.208	31 - 45	.689	23	2.1	1	0.1
13	LaRance Racine	12	75	6.3	29	2.4	8	0.7	26 - 78	.333	19 - 52	.365	4 - 4	1.000	18	1.5	1	0.1
21	Kolby Sukut	12	21	1.8	15	1.3	2	0.2	8 - 14	.571	1 - 3	.333	4 - 7	.571	1	0.1	0	0.0
23	Shyke Smalls	12	211	17.6	53	4.4	33	2.8	76 - 200	.380	20 - 68	.294	41 - 71	.577	33	2.8	1	0.1
24	Keenan Watt	4	2	0.5	5	1.3	3	0.8	1 - 3	.333	0 - 0	.000	0 - 0	.000	1	0.3	0	0.0
32	Tre Keels	10	24	2.4	34	3.4	8	0.8	10 - 28	.357	2 - 15	.133	0 - 0	.000	8	0.8	2	0.2
34	Dylan Swandal	12	19	1.6	21	1.8	2	0.2	8 - 23	.348	0 - 2	.000	3 - 4	.750	3	0.3	0	0.0
40	Lane Beyl	12	18	1.5	27	2.3	1	0.1	7 - 20	.350	1 - 6	.167	3 - 4	.750	4	0.3	9	0.8
44	Joe Tinsley	0	0	0.0	0	0.0	0	0.0	0 - 0	.000	0 - 0	.000	0 - 0	.000	0	0.0	0	0.0
50	Jace Anderegg	12	25	2.1	37	3.1	0	0.0	9 - 27	.333	0 - 2	.000	7 - 11	.636	1	0.1	4	0.3
5	Dalton Cook	10	19	1.9	8	0.8	2	0.2	5 - 18	.278	4 - 15	.267	5 - 6	.833	7	0.7	0	0.0
22	Stan Gopher	0	0	0.0	0	0.0	0	0.0	0 - 0	.000	0 - 0	.000	0 - 0	.000	0	0.0	0	0.0
15	Name 15	0	0	0.0	0	0.0	0	0.0	0 - 0	.000	0 - 0	.000	0 - 0	.000	0	0.0	0	0.0
16	Name 16	0	0	0.0	0	0.0	0	0.0	0 - 0	.000	0 - 0	.000	0 - 0	.000	0	0.0	0	0.0
<b>Team Totals</b>		<b>12</b>	<b>597</b>	<b>49.8</b>	<b>304</b>	<b>25.3</b>	<b>107</b>	<b>8.9</b>	<b>213 - 587</b>	<b>.363</b>	<b>70 - 246</b>	<b>.285</b>	<b>103 - 161</b>	<b>.640</b>	<b>107</b>	<b>8.9</b>	<b>21</b>	<b>1.8</b>
<b>Opponent Totals</b>		<b>12</b>	<b>716</b>	<b>59.7</b>	<b>408</b>	<b>34.0</b>	<b>162</b>	<b>13.5</b>	<b>244 - 530</b>	<b>.460</b>	<b>61 - 173</b>	<b>.353</b>	<b>167 - 264</b>	<b>.633</b>	<b>90</b>	<b>7.5</b>	<b>31</b>	<b>2.6</b>

### State Tournament Games Stats

#	Players Name	G	Pts	Avg	Reb	Avg	Ast	Avg	FG - FGA	Pct	3P - 3PA	Pct	FT - FTA	Pct	Stl	Avg	Blk	Avg
00	Bryce Clark	1	0	0.0	0	0.0	0	0.0	0 - 0	.000	0 - 0	.000	0 - 0	.000	0	0.0	0	0.0
3	Lukas Vining	2	16	8.0	1	0.5	1	0.5	6 - 14	.429	4 - 8	.500	0 - 0	.000	0	0.0	0	0.0
11	Dylan Tatarka	2	31	15.5	11	5.5	7	3.5	10 - 22	.455	3 - 4	.750	8 - 10	.800	6	3.0	1	0.5
13	LaRance Racine	2	16	8.0	5	2.5	1	0.5	6 - 16	.375	4 - 12	.333	0 - 0	.000	0	0.0	0	0.0
21	Kolby Sukut	2	3	1.5	6	3.0	0	0.0	1 - 4	.250	0 - 1	.000	1 - 2	.500	0	0.0	0	0.0
23	Shyke Smalls	2	15	7.5	5	2.5	5	2.5	6 - 24	.250	0 - 4	.000	3 - 6	.500	3	1.5	0	0.0
24	Keenan Watt	0	0	0.0	0	0.0	0	0.0	0 - 0	.000	0 - 0	.000	0 - 0	.000	0	0.0	0	0.0
32	Tre Keels	2	1	0.5	5	2.5	8	4.0	0 - 5	.000	0 - 2	.000	1 - 2	.500	1	0.5	0	0.0
34	Dylan Swandal	2	2	1.0	2	1.0	1	0.5	1 - 2	.500	0 - 0	.000	0 - 0	.000	0	0.0	0	0.0
40	Lane Beyl	2	3	1.5	3	1.5	0	0.0	1 - 3	.333	1 - 3	.333	0 - 0	.000	0	0.0	1	0.5
44	Joe Tinsley	0	0	0.0	0	0.0	0	0.0	0 - 0	.000	0 - 0	.000	0 - 0	.000	0	0.0	0	0.0
50	Jace Anderegg	2	9	4.5	3	1.5	1	0.5	4 - 4	1.000	0 - 0	.000	1 - 1	1.000	1	0.5	1	0.5
5	Dalton Cook	2	0	0.0	1	0.5	0	0.0	0 - 1	.000	0 - 0	.000	0 - 0	.000	1	0.5	0	0.0
22	Stan Gopher	1	0	0.0	0	0.0	0	0.0	0 - 0	.000	0 - 0	.000	0 - 0	.000	0	0.0	0	0.0
15	Name 15	0	0	0.0	0	0.0	0	0.0	0 - 0	.000	0 - 0	.000	0 - 0	.000	0	0.0	0	0.0
16	Name 16	0	0	0.0	0	0.0	0	0.0	0 - 0	.000	0 - 0	.000	0 - 0	.000	0	0.0	0	0.0
<b>Team Totals</b>		<b>2</b>	<b>96</b>	<b>48.0</b>	<b>42</b>	<b>21.0</b>	<b>24</b>	<b>12.0</b>	<b>35 - 95</b>	<b>.368</b>	<b>12 - 34</b>	<b>.353</b>	<b>14 - 21</b>	<b>.667</b>	<b>12</b>	<b>6.0</b>	<b>3</b>	<b>1.5</b>
<b>Opponent Totals</b>		<b>2</b>	<b>117</b>	<b>58.5</b>	<b>74</b>	<b>37.0</b>	<b>27</b>	<b>13.5</b>	<b>37 - 89</b>	<b>.416</b>	<b>9 - 26</b>	<b>.346</b>	<b>27 - 43</b>	<b>.628</b>	<b>15</b>	<b>7.5</b>	<b>4</b>	<b>2.0</b>



# Billings Senior Broncs



Opponent	L	Score	Res	Date	Scoring Leader	Pts	2nd in Scoring	Pts
1 Sheridan High (Wyo.)	H	55 - 63	L	12-03-11	C. Kouwenhoven	11	Chad Newell	9
2 Hardin High	H	77 - 46	W	12-06-11	C. Kouwenhoven	20	Skyler Scheetz	15
3 Missoula Hellgate	H	55 - 62	L	12-09-11	Trevin McNeil	14	Randy Karls	10
4 Missoula Sentinel	H	61 - 43	W	12-10-11	Chad Newell	14	Cooper Kouwenhoven	13
5 Billings Central	A	76 - 58	W	12-20-11	McNeil / Rose	17	Karls / Scheetz	10
6 Billings Skyview	A	34 - 58	L	01-03-12	C. Kouwenhoven	10	Trevin McNeil	9
7 Bozeman High	A	66 - 64	W	01-05-12	Tad Rose	19	Luke Reinschmidt	12
8 Sheridan High (Wyo.)	A	56 - 57	L	01-13-12	C. Kouwenhoven	19	Luke Reinschmidt	11
9 Billings West	H	37 - 49	L	01-17-12	C. Kouwenhoven	18	three players with	5
10 Butte High	H	78 - 30	W	01-21-12	Tad Rose	21	Trevin McNeil	12
11 Bozeman High	H	61 - 59	W	01-27-12	C. Kouwenhoven	16	Trevin McNeil	13
12 Billings Skyview	H	61 - 68	L	01-31-12	Chad Newell	15	Cooper Kouwenhoven	14
13 Great Falls High	A	51 - 43	W	02-03-12	Chad Newell	15	Luke Reinschmidt	12
14 C. M. Russell	A	67 - 64	W	02-04-12	Luke Reinschmidt	19	Skyler Scheetz	13
15 Billings West	A	25 - 72	L	02-09-12	Skyler Scheetz	7	Alex Klatt	6
16 Hardin High	A	72 - 83	L	02-10-12	Skyler Scheetz	24	Alex Klatt	17
17 Billings Central	H	57 - 47	W	02-16-12	C. Kouwenhoven	14	Trevin McNeil	13
18 Butte High	A	59 - 31	W	02-18-12	Randy Karls	11	Reinschmidt / Kouwenhoven	9
19 C. M. Russell	H	48 - 50	L	02-24-12	Luke Reinschmidt	13	Trevin McNeil	10
20 Great Falls High	H	69 - 40	W	02-25-12	C. Kouwenhoven	14	Newell / Rose	12
<b>State Play-off Game</b>								
21 Butte High	H	75 - 52	W	03-01-12	Trevin McNeil	27	Skyler Scheetz	15
<b>State Tournament Games - Montana State University - Bozeman</b>								
22 Flathead High	Met	47 - 50	L	03-08-12	Luke Reinschmidt	16	Chad Newell	9
23 Great Falls High	Met	58 - 44	W	03-09-12	C. Kouwenhoven	22	Chad Newell	11
24 Capital High	Met	58 - 59	L	03-10-12	Reinschmidt/Rose	11	Randy Karls	10

Scoring Breakdown	G	PtsS - PtsA	Diff
<b>Total Games</b>	<b>24</b>	<b>1403 - 1292</b>	<b>111</b>
<b>Averages &amp; Scor Diff</b>		<b>58.5 - 53.8</b>	<b>4.6</b>
<b>Conference Games</b>	<b>12</b>	<b>656 - 628</b>	<b>28</b>
<b>Averages &amp; Scor Diff</b>		<b>54.7 - 52.3</b>	<b>2.3</b>
<b>"AA" Non-Conf Games</b>	<b>2</b>	<b>116 - 105</b>	<b>11</b>
<b>Averages &amp; Scor Diff</b>		<b>58.0 - 52.5</b>	<b>5.5</b>
<b>'Non "AA" Games</b>	<b>6</b>	<b>393 - 354</b>	<b>39</b>
<b>Averages &amp; Scor Diff</b>		<b>65.5 - 59.0</b>	<b>6.5</b>
<b>Play-off / Tournament G</b>	<b>4</b>	<b>238 - 205</b>	<b>33</b>
<b>Averages &amp; Scor Diff</b>		<b>59.5 - 51.3</b>	<b>8.3</b>

Records Summary	Won - Lost	PCT
<b>Overall Record</b>	<b>13 - 11</b>	<b>.542</b>
<b>Conference Record</b>	<b>7 - 5</b>	<b>.583</b>
<b>Home Record</b>	<b>7 - 5</b>	<b>.583</b>
<b>Away Record</b>	<b>5 - 4</b>	<b>.556</b>
<b>Neutral Court Record</b>	<b>1 - 2</b>	<b>.333</b>
<b>"AA" Opponents</b>	<b>10 - 8</b>	<b>.556</b>
<b>"AA" Non-Conference Opp.</b>	<b>1 - 1</b>	<b>.500</b>
<b>Non "AA" Opponents</b>	<b>3 - 3</b>	<b>.500</b>
<b>G - 5 or less pts difference</b>	<b>3 - 4</b>	<b>.429</b>
<b>G - 6 to 9 pts difference</b>	<b>1 - 3</b>	<b>.250</b>
<b>G - 10 or more pts difference</b>	<b>9 - 4</b>	<b>.692</b>
<b>Overtime Games</b>	<b>0 - 0</b>	<b>.000</b>
<b>State Play-off Game</b>	<b>1 - 0</b>	<b>1.000</b>
<b>State Tournament Games</b>	<b>1 - 2</b>	<b>.333</b>

Coaching Staff / Athletic Trainers / Managers			
NAME	POSITION		
Jim Wilsey	Head Coach		
Drew Haws	JV Coach		
Jason Federico	Var-JV Assistant		
Lee Langlinois	Sophomore Coach		
Chris Murdock	Freshman Coach		
Kent Mattson	Athletic Trainer		
Brittany Blood	Manager		
Emmy Reinschmidt	Manager		
Emily Gunderson	Manager		
<b>Varsity / JV Roster</b>			
NUMBER	NAME	HGT	YEAR
2	Luke Reinschmidt	5-11	Senior
3	Randy Karls	5-10	Senior
4	Trevin McNeil	5-9	Senior
5	Cooper Kouwenhoven	6-1	Senior
10	Trae Dolan	5-10	Junior
15	Skyler Scheetz	6-1	Junior
20	Kelly Tipton	6-1	Junior
21	Chad Newell	6-3	Senior
33	Alex Klatt	6-1	Junior
34	Tad Rose	6-4	Junior
40	Tyler Webb	6-5	Junior
44	Tristan Bends	6-1	Junior
55	Hunter Anderson	6-1	Junior

All Games Stats

Some stats for non-"AA" games on opponents totals not yet available

#	Players Name	G	Pts	Avg	Reb	Avg	Ast	Avg	FG - FGA	Pct	3P - 3PA	Pct	FT - FTA	Pct	Stl	Avg	Blk	Avg
2	Luke Reinschmidt	22	189	8.6	57	2.6	31	1.4	70 - 184	.380	21 - 80	.263	28 - 41	.683	30	1.4	0	0.0
3	Randy Karls	22	104	4.7	71	3.2	23	1.0	42 - 113	.372	4 - 35	.114	16 - 26	.615	31	1.4	5	0.2
4	Trevin McNeil	22	205	9.3	72	3.3	62	2.8	72 - 159	.453	29 - 77	.377	32 - 63	.508	39	1.8	2	0.1
5	Cooper Kouwenhoven	19	222	11.7	78	4.1	33	1.7	73 - 191	.382	29 - 93	.312	47 - 63	.746	52	2.7	0	0.0
10	Trae Dolan	19	22	1.2	2	0.1	2	0.1	6 - 9	.667	2 - 2	1.000	8 - 10	.800	1	0.1	0	0.0
15	Skyler Scheetz	24	150	6.3	58	2.4	9	0.4	57 - 128	.445	27 - 65	.415	9 - 13	.692	15	0.6	0	0.0
20	Kelly Tipton	17	3	0.2	3	0.2	1	0.1	1 - 3	.333	0 - 0	.000	1 - 4	.250	1	0.1	0	0.0
21	Chad Newell	22	182	8.3	153	7.0	38	1.7	70 - 142	.493	0 - 0	.000	42 - 89	.472	21	1.0	21	1.0
33	Alex Klatt	19	29	1.5	17	0.9	6	0.3	12 - 28	.429	1 - 8	.125	4 - 6	.667	0	0.0	1	0.1
34	Tad Rose	22	178	8.1	94	4.3	35	1.6	62 - 157	.395	31 - 77	.403	23 - 31	.742	16	0.7	17	0.8
40	Tyler Webb	13	68	5.2	58	4.5	7	0.5	27 - 67	.403	0 - 0	.000	14 - 25	.560	4	0.3	5	0.4
44	Tristan Bends	9	2	0.2	4	0.4	0	0.0	1 - 3	.333	0 - 0	.000	0 - 0	.000	0	0.0	0	0.0
55	Hunter Anderson	8	6	0.7	2	0.2	1	0.1	2 - 3	.667	2 - 3	.667	0 - 0	.000	0	0.0	0	0.0
3	Levi Beck	2	9	4.5	5	2.5	2	1.0	4 - 11	.364	1 - 7	.143	0 - 0	.000	0	0.0	0	0.0
4	Austin Egan	2	4	2.0	3	1.5	2	1.0	2 - 6	.333	0 - 1	.000	0 - 0	.000	2	1.0	0	0.0
5	Ryan Good	2	14	7.0	3	1.5	0	0.0	6 - 17	.353	1 - 7	.143	1 - 4	.250	0	0.0	0	0.0
10	Jorey Eglanad	2	7	3.5	5	2.5	1	0.5	3 - 6	.500	1 - 1	1.000	0 - 1	.000	1	0.5	0	0.0
21	Chris Little Sun	2	7	3.5	6	3.0	3	1.5	3 - 8	.375	1 - 3	.333	0 - 4	.000	3	1.5	0	0.0
Team Totals		24	1403	58.5	698	29.1	267	11.1	513 - 1240	.414	151 - 464	.325	226 - 380	.595	221	9.2	52	2.2
Opponent Totals		24	1292	53.8	726	30.3	213	8.9	385 - 855	.450	105 - 323	.325	193 - 331	.583	138	5.8	43	1.8

Conference Games Stats

#	Players Name	G	Pts	Avg	Reb	Avg	Ast	Avg	FG - FGA	Pct	3P - 3PA	Pct	FT - FTA	Pct	Stl	Avg	Blk	Avg
2	Luke Reinschmidt	11	100	9.1	31	2.8	12	1.1	34 - 85	.400	12 - 39	.308	20 - 28	.714	6	0.5	0	0.0
3	Randy Karls	11	42	3.8	34	3.1	6	0.5	17 - 50	.340	2 - 16	.125	6 - 10	.600	11	1.0	2	0.2
4	Trevin McNeil	11	97	8.8	39	3.5	33	3.0	34 - 77	.442	12 - 34	.353	17 - 33	.515	21	1.9	1	0.1
5	Cooper Kouwenhoven	9	102	11.3	40	4.4	18	2.0	32 - 98	.327	11 - 41	.268	27 - 34	.794	32	3.6	0	0.0
10	Trae Dolan	8	12	1.5	0	0.0	2	0.3	4 - 5	.800	2 - 2	1.000	2 - 3	.667	0	0.0	0	0.0
15	Skyler Scheetz	12	57	4.8	26	2.2	2	0.2	23 - 48	.479	7 - 21	.333	4 - 5	.800	5	0.4	0	0.0
20	Kelly Tipton	8	3	0.4	2	0.3	0	0.0	1 - 2	.500	0 - 0	.000	1 - 2	.500	0	0.0	0	0.0
21	Chad Newell	11	90	8.2	82	7.5	20	1.8	35 - 75	.467	0 - 0	.000	20 - 41	.488	12	1.1	11	1.0
33	Alex Klatt	9	10	1.1	10	1.1	2	0.2	5 - 8	.625	0 - 4	.000	0 - 0	.000	0	0.0	1	0.1
34	Tad Rose	11	94	8.5	44	4.0	20	1.8	32 - 75	.427	16 - 39	.410	14 - 18	.778	10	0.9	10	0.9
40	Tyler Webb	8	34	4.3	34	4.3	4	0.5	15 - 39	.385	0 - 0	.000	4 - 11	.364	2	0.3	3	0.4
44	Tristan Bends	2	0	0.0	1	0.5	0	0.0	0 - 1	.000	0 - 0	.000	0 - 0	.000	0	0.0	0	0.0
55	Hunter Anderson	5	3	0.6	2	0.4	1	0.2	1 - 1	1.000	1 - 1	1.000	0 - 0	.000	0	0.0	0	0.0
3	Levi Beck	1	2	2.0	2	2.0	1	1.0	1 - 4	.250	0 - 2	.000	0 - 0	.000	0	0.0	0	0.0
4	Austin Egan	1	2	2.0	1	1.0	0	0.0	1 - 4	.250	0 - 0	.000	0 - 0	.000	1	1.0	0	0.0
5	Ryan Good	1	0	0.0	0	0.0	0	0.0	0 - 4	.000	0 - 2	.000	0 - 2	.000	0	0.0	0	0.0
10	Jorey Eglanad	1	2	2.0	2	2.0	1	1.0	1 - 2	.500	0 - 0	.000	0 - 0	.000	1	1.0	0	0.0
21	Chris Little Sun	1	4	4.0	2	2.0	1	1.0	2 - 4	.500	0 - 0	.000	0 - 3	.000	1	1.0	0	0.0
Team Totals		12	656	54.7	356	29.7	133	11.1	238 - 587	.405	64 - 206	.311	116 - 190	.611	107	8.9	29	2.4
Opponent Totals		12	628	52.3	372	31.0	152	12.7	230 - 582	.395	63 - 225	.280	105 - 186	.565	97	8.1	34	2.8

State Tournament Games Stats

#	Players Name	G	Pts	Avg	Reb	Avg	Ast	Avg	FG - FGA	Pct	3P - 3PA	Pct	FT - FTA	Pct	Stl	Avg	Blk	Avg
2	Luke Reinschmidt	3	33	11.0	8	2.7	3	1.0	12 - 31	.387	3 - 12	.250	6 - 9	.667	6	2.0	0	0.0
3	Randy Karls	3	17	5.7	16	5.3	8	2.7	7 - 20	.350	0 - 6	.000	3 - 7	.429	7	2.3	0	0.0
4	Trevin McNeil	3	9	3.0	11	3.7	8	2.7	3 - 11	.273	1 - 4	.250	2 - 5	.400	5	1.7	1	0.3
5	Cooper Kouwenhoven	3	33	11.0	11	3.7	5	1.7	12 - 27	.444	5 - 13	.385	4 - 7	.571	4	1.3	0	0.0
10	Trae Dolan	3	4	1.3	2	0.7	0	0.0	1 - 3	.333	0 - 0	.000	2 - 3	.667	1	0.3	0	0.0
15	Skyler Scheetz	3	16	5.3	11	3.7	3	1.0	5 - 17	.294	2 - 8	.250	4 - 5	.800	1	0.3	0	0.0
20	Kelly Tipton	1	0	0.0	1	1.0	0	0.0	0 - 0	.000	0 - 0	.000	0 - 0	.000	0	0.0	0	0.0
21	Chad Newell	3	26	8.7	33	11.0	8	2.7	8 - 19	.421	0 - 0	.000	10 - 18	.556	2	0.7	5	1.7
33	Alex Klatt	1	0	0.0	0	0.0	0	0.0	0 - 0	.000	0 - 0	.000	0 - 0	.000	0	0.0	0	0.0
34	Tad Rose	3	25	8.3	14	4.7	5	1.7	9 - 26	.346	5 - 15	.333	2 - 3	.667	1	0.3	2	0.7
40	Tyler Webb	0	0	0.0	0	0.0	0	0.0	0 - 0	.000	0 - 0	.000	0 - 0	.000	0	0.0	0	0.0
44	Tristan Bends	1	0	0.0	0	0.0	0	0.0	0 - 0	.000	0 - 0	.000	0 - 0	.000	0	0.0	0	0.0
55	Hunter Anderson	0	0	0.0	0	0.0	0	0.0	0 - 0	.000	0 - 0	.000	0 - 0	.000	0	0.0	0	0.0
3	Levi Beck	0	0	0.0	0	0.0	0	0.0	0 - 0	.000	0 - 0	.000	0 - 0	.000	0	0.0	0	0.0
4	Austin Egan	0	0	0.0	0	0.0	0	0.0	0 - 0	.000	0 - 0	.000	0 - 0	.000	0	0.0	0	0.0
5	Ryan Good	0	0	0.0	0	0.0	0	0.0	0 - 0	.000	0 - 0	.000	0 - 0	.000	0	0.0	0	0.0
Team Totals		3	163	54.3	110	36.7	40	13.3	57 - 154	.370	16 - 58	.276	33 - 57	.579	27	9.0	8	2.7
Opponent Totals		3	153	51.0	81	27.0	32	10.7	53 - 138	.384	16 - 53	.302	31 - 56	.554	21	7.0	4	1.3





# Butte High Bulldogs



Opponent	L	Score	Res	Date	Scoring Leader	Pts	2nd in Scoring	Pts
1 Helena High	H	52 - 46	W	12-08-11	Bobby Davies	16	Austin Davis	12
2 Belgrade High	A	47 - 35	W	12-10-11	Bobby Davies	14	Cody Carriger	10
3 Capital High	A	48 - 61	L	12-15-11	Bobby Davies	22	Cody Carriger	10
4 Missoula Big Sky	A	58 - 46	W	12-17-11	Bobby Davies	23	Cody Carriger	18
5 Missoula Hellgate	H	57 - 50	W	12-20-11	A. Davis / B. Davies	18	Dallas Cook	6
6 Great Falls High	A	42 - 54	L	01-05-12	Bobby Davies	16	Austin Davis	9
7 C. M. Russell	H	47 - 50	L	01-07-12	Bobby Davies	19	Austin Davis	9
8 Butte Central	H	41 - 49	L	01-12-12	Cody Carriger	21	Bobby Davies	9
9 Billings West	A	55 - 79	L	01-20-12	Bobby Davies	19	Cody Carriger	11
10 Billings Senior	A	30 - 78	L	01-21-12	Dallas Cook	12	Davis / Carriger	4
11 C. M. Russell	A	58 - 53	W	01-26-12	Cody Carriger	20	Bobby Davies	16
12 Great Falls High	H	71 - 68	W	01-28-12	Bobby Davies	28	Cody Carriger	16
13 Bozeman High	H	49 - 39	W	02-02-12	Davies / Davis	17	Cody Carriger	10
14 Billings Skyview	H	48 - 53	L	02-04-12	Cody Carriger	14	Bobby Davies	13
15 Anaconda High	H	67 - 40	W	02-07-12	Bobby Davies	18	Davis / Carriger	12
16 BCHS - Dillon	A	45 - 51	L	02-10-12	Cody Carriger	12	Bobby Davies	11
17 Billings West	H	37 - 48	L	02-17-12	Bobby Davies	13	Cody Carriger	13
18 Billings Senior	H	31 - 59	L	02-18-12	Bobby Davies	11	Cody Carriger	6
19 Bozeman High	A	56 - 64	L	02-23-12	Bobby Davies	16	Brock Bond	12
20 Billings Skyview	A	51 - 76	L	02-25-12	Cody Carriger	19	Brock Bond	13
<b>State Play-off Game</b>								
21 Billings Senior	A	52 - 75	L	03-01-12	Austin Davis	18	Cody Carriger	9
<b>State Tournament Games - Montana State University - Bozeman</b>								
did not qualify								

Scoring Breakdown	G	PtsS - PtsA	Diff
Total Games	21	1042 - 1174	-132
Averages & Scor Diff		49.6 - 55.9	-6.3
Conference Games	12	575 - 721	-146
Averages & Scor Diff		47.9 - 60.1	-12.2
"AA" Non-Conf Games	4	215 - 203	12
Averages & Scor Diff		53.8 - 50.8	3.0
'Non "AA" Games	4	200 - 175	25
Averages & Scor Diff		50.0 - 43.8	6.3
Play-off / Tournament G	1	52 - 75	-23
Averages & Scor Diff		52.0 - 75.0	-23.0

Records Summary	Won - Lost	PCT
Overall Record	8 - 13	.381
Conference Record	3 - 9	.250
Home Record	5 - 5	.500
Away Record	3 - 8	.273
Neutral Court Record	0 - 0	.000
"AA" Opponents	6 - 11	.353
"AA" Non-Conference Opp.	3 - 1	.750
Non "AA" Opponents	2 - 2	.500
G - 5 or less pts difference	2 - 2	.500
G - 6 to 9 pts difference	2 - 3	.400
G - 10 or more pts difference	4 - 8	.333
Overtime Games	0 - 0	.000
State Play-off Game	0 - 1	.000
State Tournament Games	0 - 0	.000

Coaching Staff / Athletic Trainers / Managers			
NAME	POSITION		
Jim Konen	Head Coach		
Lenny Rundle	Varsity Assitant Coach		
Brian Arntson	JV Coach		
Curtis Smith	Sophomore Coach		
Chad Jonart	Freshman Coach		
Malcolm Neill	Freshman Coach		
Brian O'Flannigan	Athletic Trainer		
Michelle Gardner	Athletic Trainer		
Managers	Jessy Carr - Netta McDougall - Shelby Randall		
	Katie Robinson - Makayla Rostad - Elisa Schwartz		
VARSITY / JV ROSTER			
NUMBER	NAME	HGT	YEAR
10	Brock Bond	5-10	Senior
12	Jake Dennehy	6-2	Junior
14	Dennis Shea	5-11	Senior
15	Kaedon Caprara	5-9	Junior
21	Kyle Shaw	5-8	Senior
22	Bobby Davies	6-2	Senior
24	Lee Smith	5-8	Senior
34	Peter Granger	6-0	Sophomore
35	Dallas Cook	6-3	Sophomore
42	Austin Davis	6-6	Senior
44	Cody Carriger	6-8	Senior
54	Kyle Peterson	6-6	Junior
25	Zach Bunney	5-6	Junior
40	Cory Farstveet	6-4	Sophomore
30	David Starcevich	5-6	Junior
32	Jonathan Allen	5-11	Junior
45	Tyler Myers	6-0	Junior
50	Gabe McClafferty	6-6	Sophomore

### All Games Stats

#	Players Name	G	Pts	Avg	Reb	Avg	Ast	Avg	FG - FGA	Pct	3P - 3PA	Pct	FT - FTA	Pct	Stl	Avg	Blk	Avg
10	Brock Bond	16	88	5.5	25	1.6	24	1.5	28 - 102	.275	19 - 69	.275	13 - 21	.619	14	0.9	0	0.0
12	Jake Dennehy	21	45	2.1	66	3.1	20	1.0	14 - 38	.368	1 - 7	.143	16 - 45	.356	30	1.4	2	0.1
14	Dennis Shea	19	20	1.1	7	0.4	1	0.1	6 - 30	.200	5 - 22	.227	3 - 3	1.000	3	0.2	0	0.0
15	Kaedon Caprara	14	12	0.9	7	0.5	2	0.1	4 - 10	.400	2 - 3	.667	2 - 5	.400	1	0.1	0	0.0
21	Kyle Shaw	21	40	1.9	38	1.8	24	1.1	10 - 36	.278	4 - 17	.235	16 - 24	.667	21	1.0	0	0.0
22	Bobby Davies	19	302	15.9	77	4.1	41	2.2	90 - 238	.378	20 - 80	.250	102 - 141	.723	37	1.9	2	0.1
24	Lee Smith	21	34	1.6	26	1.2	17	0.8	9 - 33	.273	5 - 15	.333	11 - 24	.458	33	1.6	0	0.0
34	Peter Granger	9	5	0.6	4	0.4	1	0.1	1 - 4	.250	0 - 1	.000	3 - 4	.750	1	0.1	0	0.0
35	Dallas Cook	21	90	4.3	64	3.0	18	0.9	37 - 71	.521	0 - 1	.000	16 - 38	.421	15	0.7	4	0.2
42	Austin Davis	21	183	8.7	104	5.0	17	0.8	69 - 165	.418	0 - 1	.000	45 - 81	.556	16	0.8	9	0.4
44	Cody Carriger	19	221	11.6	154	8.1	29	1.5	89 - 173	.514	1 - 3	.333	42 - 63	.667	13	0.7	24	1.3
54	Kyle Peterson	7	0	0.0	4	0.6	0	0.0	0 - 0	.000	0 - 0	.000	0 - 0	.000	1	0.1	0	0.0
25	Zach Bunney	0	0	0.0	0	0.0	0	0.0	0 - 0	.000	0 - 0	.000	0 - 0	.000	0	0.0	0	0.0
40	Cory Farstveet	3	2	0.7	1	0.3	0	0.0	1 - 1	1.000	0 - 0	.000	0 - 0	.000	0	0.0	0	0.0
15	Name 15	0	0	0.0	0	0.0	0	0.0	0 - 0	.000	0 - 0	.000	0 - 0	.000	0	0.0	0	0.0
16	Name 16	0	0	0.0	0	0.0	0	0.0	0 - 0	.000	0 - 0	.000	0 - 0	.000	0	0.0	0	0.0
<b>Team Totals</b>		<b>21</b>	<b>1042</b>	<b>49.6</b>	<b>577</b>	<b>27.5</b>	<b>194</b>	<b>9.2</b>	<b>358 - 901</b>	<b>.397</b>	<b>57 - 219</b>	<b>.260</b>	<b>269 - 449</b>	<b>.599</b>	<b>185</b>	<b>8.8</b>	<b>41</b>	<b>2.0</b>
<b>Opponent Totals</b>		<b>21</b>	<b>1174</b>	<b>55.9</b>	<b>625</b>	<b>29.8</b>	<b>216</b>	<b>10.3</b>	<b>392 - 926</b>	<b>.423</b>	<b>100 - 307</b>	<b>.326</b>	<b>255 - 397</b>	<b>.642</b>	<b>165</b>	<b>7.9</b>	<b>35</b>	<b>1.7</b>

### Conference Games Stats

#	Players Name	G	Pts	Avg	Reb	Avg	Ast	Avg	FG - FGA	Pct	3P - 3PA	Pct	FT - FTA	Pct	Stl	Avg	Blk	Avg
10	Brock Bond	12	61	5.1	19	1.6	15	1.3	19 - 71	.268	12 - 46	.261	11 - 19	.579	9	0.8	0	0.0
12	Jake Dennehy	12	21	1.8	31	2.6	10	0.8	6 - 19	.316	1 - 4	.250	8 - 24	.333	13	1.1	1	0.1
14	Dennis Shea	10	9	0.9	3	0.3	0	0.0	3 - 14	.214	3 - 12	.250	0 - 0	.000	1	0.1	0	0.0
15	Kaedon Caprara	6	6	1.0	2	0.3	2	0.3	2 - 2	1.000	2 - 2	1.000	0 - 1	.000	0	0.0	0	0.0
21	Kyle Shaw	12	20	1.7	23	1.9	10	0.8	5 - 20	.250	2 - 11	.182	8 - 9	.889	10	0.8	0	0.0
22	Bobby Davies	11	171	15.5	39	3.5	26	2.4	46 - 130	.354	11 - 48	.229	68 - 98	.694	23	2.1	1	0.1
24	Lee Smith	12	24	2.0	15	1.3	10	0.8	7 - 25	.280	4 - 10	.400	6 - 11	.545	21	1.8	0	0.0
34	Peter Granger	2	1	0.5	0	0.0	0	0.0	0 - 2	.000	0 - 0	.000	1 - 2	.500	1	0.5	0	0.0
35	Dallas Cook	12	56	4.7	30	2.5	11	0.9	21 - 43	.488	0 - 1	.000	14 - 30	.467	9	0.8	2	0.2
42	Austin Davis	12	87	7.3	51	4.3	9	0.8	33 - 84	.393	0 - 0	.000	21 - 43	.488	8	0.7	2	0.2
44	Cody Carriger	10	119	11.9	81	8.1	14	1.4	48 - 91	.527	1 - 3	.333	22 - 37	.595	7	0.7	8	0.8
54	Kyle Peterson	3	0	0.0	3	1.0	0	0.0	0 - 0	.000	0 - 0	.000	0 - 0	.000	1	0.3	0	0.0
25	Zach Bunney	0	0	0.0	0	0.0	0	0.0	0 - 0	.000	0 - 0	.000	0 - 0	.000	0	0.0	0	0.0
40	Cory Farstveet	2	0	0.0	0	0.0	0	0.0	0 - 0	.000	0 - 0	.000	0 - 0	.000	0	0.0	0	0.0
15	Name 15	0	0	0.0	0	0.0	0	0.0	0 - 0	.000	0 - 0	.000	0 - 0	.000	0	0.0	0	0.0
16	Name 16	0	0	0.0	0	0.0	0	0.0	0 - 0	.000	0 - 0	.000	0 - 0	.000	0	0.0	0	0.0
<b>Team Totals</b>		<b>12</b>	<b>575</b>	<b>47.9</b>	<b>297</b>	<b>24.8</b>	<b>107</b>	<b>8.9</b>	<b>190 - 501</b>	<b>.379</b>	<b>36 - 137</b>	<b>.263</b>	<b>159 - 274</b>	<b>.580</b>	<b>103</b>	<b>8.6</b>	<b>14</b>	<b>1.2</b>
<b>Opponent Totals</b>		<b>12</b>	<b>721</b>	<b>60.1</b>	<b>374</b>	<b>31.2</b>	<b>147</b>	<b>12.3</b>	<b>250 - 580</b>	<b>.431</b>	<b>56 - 188</b>	<b>.298</b>	<b>165 - 225</b>	<b>.733</b>	<b>95</b>	<b>7.9</b>	<b>30</b>	<b>2.5</b>

### State Tournament Games Stats

#	Players Name	G	Pts	Avg	Reb	Avg	Ast	Avg	FG - FGA	Pct	3P - 3PA	Pct	FT - FTA	Pct	Stl	Avg	Blk	Avg
10	Brock Bond	0	0	0.0	0	0.0	0	0.0	0 - 0	.000	0 - 0	.000	0 - 0	.000	0	0.0	0	0.0
12	Jake Dennehy	0	0	0.0	0	0.0	0	0.0	0 - 0	.000	0 - 0	.000	0 - 0	.000	0	0.0	0	0.0
14	Dennis Shea	0	0	0.0	0	0.0	0	0.0	0 - 0	.000	0 - 0	.000	0 - 0	.000	0	0.0	0	0.0
15	Kaedon Caprara	0	0	0.0	0	0.0	0	0.0	0 - 0	.000	0 - 0	.000	0 - 0	.000	0	0.0	0	0.0
21	Kyle Shaw	0	0	0.0	0	0.0	0	0.0	0 - 0	.000	0 - 0	.000	0 - 0	.000	0	0.0	0	0.0
22	Bobby Davies	0	0	0.0	0	0.0	0	0.0	0 - 0	.000	0 - 0	.000	0 - 0	.000	0	0.0	0	0.0
24	Lee Smith	0	0	0.0	0	0.0	0	0.0	0 - 0	.000	0 - 0	.000	0 - 0	.000	0	0.0	0	0.0
34	Peter Granger	0	0	0.0	0	0.0	0	0.0	0 - 0	.000	0 - 0	.000	0 - 0	.000	0	0.0	0	0.0
35	Dallas Cook	0	0	0.0	0	0.0	0	0.0	0 - 0	.000	0 - 0	.000	0 - 0	.000	0	0.0	0	0.0
42	Austin Davis	0	0	0.0	0	0.0	0	0.0	0 - 0	.000	0 - 0	.000	0 - 0	.000	0	0.0	0	0.0
44	Cody Carriger	0	0	0.0	0	0.0	0	0.0	0 - 0	.000	0 - 0	.000	0 - 0	.000	0	0.0	0	0.0
54	Kyle Peterson	0	0	0.0	0	0.0	0	0.0	0 - 0	.000	0 - 0	.000	0 - 0	.000	0	0.0	0	0.0
25	Zach Bunney	0	0	0.0	0	0.0	0	0.0	0 - 0	.000	0 - 0	.000	0 - 0	.000	0	0.0	0	0.0
40	Cory Farstveet	0	0	0.0	0	0.0	0	0.0	0 - 0	.000	0 - 0	.000	0 - 0	.000	0	0.0	0	0.0
15	Name 15	0	0	0.0	0	0.0	0	0.0	0 - 0	.000	0 - 0	.000	0 - 0	.000	0	0.0	0	0.0
16	Name 16	0	0	0.0	0	0.0	0	0.0	0 - 0	.000	0 - 0	.000	0 - 0	.000	0	0.0	0	0.0
<b>Team Totals</b>		<b>0</b>	<b>0</b>	<b>0.0</b>	<b>0</b>	<b>0.0</b>	<b>0</b>	<b>0.0</b>	<b>0 - 0</b>	<b>.000</b>	<b>0 - 0</b>	<b>.000</b>	<b>0 - 0</b>	<b>.000</b>	<b>0</b>	<b>0.0</b>	<b>0</b>	<b>0.0</b>
<b>Opponent Totals</b>		<b>0</b>	<b>0</b>	<b>0.0</b>	<b>0</b>	<b>0.0</b>	<b>0</b>	<b>0.0</b>	<b>0 - 0</b>	<b>.000</b>	<b>0 - 0</b>	<b>.000</b>	<b>0 - 0</b>	<b>.000</b>	<b>0</b>	<b>0.0</b>	<b>0</b>	<b>0.0</b>



# Billings Skyview Falcons



Opponent	L	Score	Res	Date	Scoring Leader	Pts	2nd in Scoring	Pts
1 Billings Central	H	50 - 44	W	12-06-11	Daine Muller	20	Kooper Kidgell	10
2 Missoula Big Sky	H	53 - 32	W	12-09-11	Matt Furhman	11	T. Beld / D. Muller	10
3 Missoula Hellgate	H	45 - 40	W	12-10-11	Daine Muller	13	Taylor Beld	9
4 Kelly Walsh (Wyo.)	H	46 - 33	W	12-16-11	Matt Furhman	17	Daine Muller	12
5 Natrona High (Wyo.)	H	73 - 69	W	12-17-11	Daine Muller	19	Taylor Beld	12
6 Billings Senior	H	58 - 34	W	01-03-12	Kooper Kidgell	15	Daine Muller	13
7 Billings West	A	56 - 69	L	01-06-12	Daine Muller	13	Matt Furhman	9
8 Miles City	A	71 - 43	W	01-10-12	Daine Muller	12	Zwicker / Kidgell	11
9 C. M. Russell	H	57 - 58	L	01-20-12	Kooper Kidgell	19	Matt Furhman	15
10 Great Falls High	H	57 - 45	W	01-21-12	Daine Muller	17	Kooper Kidgell	13
11 Billings West	H	49 - 52	L	01-26-12	Daine Muller	13	Matt Furhman	11
12 Billings Central	A	63 - 49	W	01-28-12	Kooper Kidgell	18	Daine Muller	12
13 Billings Senior	A	68 - 61	W	01-31-12	Daine Muller	17	Kidgell / Evans	10
14 Butte High	A	53 - 48	W	02-04-12	Konner Wiechman	15	Muller / Kidgell	11
15 Miles City	H	78 - 35	W	02-09-12	Daine Muller	17	Konner Wiechman	15
16 Bozeman High	A	70 - 63	W	02-11-12	Daine Muller	22	Matt Furhman	16
17 Great Falls High	A	61 - 44	W	02-17-12	Daine Muller	15	Kooper Kidgell	14
18 C. M. Russell	A	69 - 67	W	02-18-12	Daine Muller	19	Matt Furhman	14
19 Bozeman High (OT)	H	57 - 56	W	02-24-12	Matt Furhman	17	Daine Muller	16
20 Butte High	H	76 - 51	W	02-25-12	Daine Muller	25	Little / Kidgell	13
<b>State Play-off Game</b>								
21 Butte High	H	46 - 48	L	03-02-12	Daine Muller	20	Kooper Kidgell	10
<b>State Tournament Games - Montana State University - Bozeman</b>								
did not qualify								

Scoring Breakdown	G	PtsS - PtsA	Diff
Total Games	21	1256 - 1041	215
Averages & Scor Diff		59.8 - 49.6	10.2
Conference Games	12	731 - 648	83
Averages & Scor Diff		60.9 - 54.0	6.9
"AA" Non-Conf Games	2	98 - 72	26
Averages & Scor Diff		49.0 - 36.0	13.0
'Non "AA" Games	6	381 - 273	108
Averages & Scor Diff		63.5 - 45.5	18.0
Play-off / Tournament G	1	46 - 48	-2
Averages & Scor Diff		46.0 - 48.0	-2.0

Records Summary	Won - Lost	PCT
Overall Record	17 - 4	.810
Conference Record	9 - 3	.750
Home Record	10 - 3	.769
Away Record	7 - 1	.875
Neutral Court Record	0 - 0	.000
"AA" Opponents	11 - 4	.733
"AA" Non-Conference Opp.	2 - 0	1.000
Non "AA" Opponents	6 - 0	1.000
G - 5 or less pts difference	5 - 3	.625
G - 6 to 9 pts difference	3 - 0	1.000
G - 10 or more pts difference	9 - 1	.900
Overtime Games	1 - 0	1.000
State Play-off Game	0 - 1	.000
State Tournament Games	0 - 0	.000

Coaching Staff / Athletic Trainers / Managers			
NAME	POSITION		
Toby Hill	Head Coach		
Jeremy Carlson	Varsity Assistant Coach		
Jeromey Burke	JV Coach		
Kevin Morales	Sophomore Coach		
Jordan Clark	Sophomore Assistant		
Kas Ioan	Freshman Coach		
David Ellis	Freshman Assistant		
Troy Trollope	AthleticTrainer		
Sara Bonk	Manager		
Macy Cyr	Manager		
VARSITY / JV ROSTER			
NUMBER	NAME	HGT	YEAR
00	Matt Fuhrman	5-8	Junior
2	Haakon Nordsrum	6-4	Senior
3	Tommy Little	6-3	Junior
10	Taylor Beld	5-11	Senior
22	Daine Muller	6-3	Junior
23	Kooper Kidgell	6-2	Sophomore
24	Kyle Zwicker	6-0	Senior
32	Josiah Running Crow	6-3	Junior
33	Konner Wiechman	6-2	Sophomore
35	Cameron Evans	6-6	Junior
4	Tanner Nelson	6-3	Junior
13	Cole Sowden	6-2	Junior
5	Alex Zacher	5-10	Junior
1	Baylee Slevira	5-7	Sophomore
12	Jacob Smyle	5-11	Sophomore
20	Austin Leishman	6-2	Junior
54	Kris Larson	6-3	Junior

All Games Stats

Some stats for non-"AA" games on opponents totals not yet available

#	Players Name	G	Pts	Avg	Reb	Avg	Ast	Avg	FG - FGA	Pct	3P - 3PA	Pct	FT - FTA	Pct	Stl	Avg	Blk	Avg
00	Matt Fuhrman	20	183	9.1	27	1.3	62	3.1	66 - 135	.489	1 - 3	.333	50 - 95	.526	25	1.2	1	0.0
2	Haakon Nordrum	21	106	5.0	125	6.0	17	0.8	41 - 73	.562	0 - 1	.000	24 - 58	.414	22	1.0	7	0.3
3	Tommy Little	21	111	5.3	131	6.2	23	1.1	39 - 99	.394	8 - 23	.348	25 - 39	.641	25	1.2	3	0.1
10	Taylor Beld	21	79	3.8	23	1.1	28	1.3	18 - 45	.400	1 - 12	.083	42 - 60	.700	12	0.6	0	0.0
22	Daine Muller	21	325	15.5	134	6.4	40	1.9	106 - 242	.438	38 - 91	.418	75 - 98	.765	26	1.2	5	0.2
23	Kooper Kidgell	21	228	10.9	57	2.7	53	2.5	69 - 169	.408	26 - 83	.313	64 - 92	.696	35	1.7	9	0.4
24	Kyle Zwicker	9	29	3.2	20	2.2	5	0.6	12 - 32	.375	0 - 4	.000	5 - 12	.417	6	0.7	1	0.1
32	Josiah Running Crow	3	2	0.7	7	2.3	0	0.0	1 - 2	.500	0 - 0	.000	0 - 0	.000	1	0.3	0	0.0
33	Konner Wiechman	21	104	5.0	51	2.4	11	0.5	32 - 90	.356	32 - 89	.360	8 - 9	.889	17	0.8	2	0.1
35	Cameron Evans	18	79	4.4	56	3.1	5	0.3	37 - 61	.607	0 - 0	.000	5 - 12	.417	6	0.3	36	2.0
4	Tanner Nelson	5	2	0.4	1	0.2	1	0.2	1 - 1	1.000	0 - 0	.000	0 - 0	.000	0	0.0	0	0.0
13	Cole Sowden	9	5	0.6	2	0.2	0	0.0	2 - 3	.667	0 - 1	.000	1 - 2	.500	0	0.0	0	0.0
20	Alex Zacher	8	3	0.4	4	0.5	1	0.1	1 - 4	.250	1 - 4	.250	0 - 0	.000	1	0.1	0	0.0
14	Name 14	0	0	0.0	0	0.0	0	0.0	0 - 0	.000	0 - 0	.000	0 - 0	.000	0	0.0	0	0.0
15	Name 15	0	0	0.0	0	0.0	0	0.0	0 - 0	.000	0 - 0	.000	0 - 0	.000	0	0.0	0	0.0
16	Name 16	0	0	0.0	0	0.0	0	0.0	0 - 0	.000	0 - 0	.000	0 - 0	.000	0	0.0	0	0.0
<b>Team Totals</b>		<b>21</b>	<b>1256</b>	<b>59.8</b>	<b>691</b>	<b>32.9</b>	<b>246</b>	<b>11.7</b>	<b>425 - 956</b>	<b>.445</b>	<b>107 - 311</b>	<b>.344</b>	<b>299 - 477</b>	<b>.627</b>	<b>176</b>	<b>8.4</b>	<b>68</b>	<b>3.2</b>
<b>Opponent Totals</b>		<b>21</b>	<b>1041</b>	<b>49.6</b>	<b>581</b>	<b>27.7</b>	<b>158</b>	<b>7.5</b>	<b>324 - 755</b>	<b>.429</b>	<b>67 - 226</b>	<b>.296</b>	<b>184 - 309</b>	<b>.595</b>	<b>121</b>	<b>5.8</b>	<b>12</b>	<b>0.6</b>

Conference Games Stats

#	Players Name	G	Pts	Avg	Reb	Avg	Ast	Avg	FG - FGA	Pct	3P - 3PA	Pct	FT - FTA	Pct	Stl	Avg	Blk	Avg
00	Matt Fuhrman	12	120	10.0	16	1.3	36	3.0	45 - 84	.536	0 - 0	.000	30 - 50	.600	11	0.9	1	0.1
2	Haakon Nordrum	12	63	5.3	71	5.9	13	1.1	26 - 47	.553	0 - 0	.000	11 - 30	.367	10	0.8	5	0.4
3	Tommy Little	12	65	5.4	68	5.7	11	0.9	21 - 52	.404	4 - 14	.286	19 - 28	.679	12	1.0	2	0.2
10	Taylor Beld	12	37	3.1	14	1.2	12	1.0	8 - 21	.381	1 - 3	.333	20 - 29	.690	6	0.5	0	0.0
22	Daine Muller	12	190	15.8	88	7.3	24	2.0	62 - 139	.446	20 - 51	.392	46 - 59	.780	18	1.5	1	0.1
23	Kooper Kidgell	12	139	11.6	30	2.5	30	2.5	43 - 109	.394	17 - 52	.327	36 - 51	.706	16	1.3	4	0.3
24	Kyle Zwicker	4	7	1.7	7	1.7	1	0.2	3 - 7	.429	0 - 0	.000	1 - 3	.333	1	0.2	0	0.0
32	Josiah Running Crow	1	0	0.0	2	2.0	0	0.0	0 - 1	.000	0 - 0	.000	0 - 0	.000	0	0.0	0	0.0
33	Konner Wiechman	12	68	5.7	29	2.4	5	0.4	20 - 50	.400	20 - 49	.408	8 - 9	.889	9	0.8	2	0.2
35	Cameron Evans	10	35	3.5	32	3.2	2	0.2	17 - 25	.680	0 - 0	.000	1 - 7	.143	2	0.2	27	2.7
4	Tanner Nelson	4	2	0.5	1	0.3	0	0.0	1 - 1	1.000	0 - 0	.000	0 - 0	.000	0	0.0	0	0.0
13	Cole Sowden	6	2	0.3	1	0.2	0	0.0	1 - 2	.500	0 - 1	.000	0 - 0	.000	0	0.0	0	0.0
20	Alex Zacher	6	3	0.5	1	0.2	0	0.0	1 - 2	.500	1 - 2	.500	0 - 0	.000	0	0.0	0	0.0
14	Name 14	0	0	0.0	0	0.0	0	0.0	0 - 0	.000	0 - 0	.000	0 - 0	.000	0	0.0	0	0.0
15	Name 15	0	0	0.0	0	0.0	0	0.0	0 - 0	.000	0 - 0	.000	0 - 0	.000	0	0.0	0	0.0
16	Name 16	0	0	0.0	0	0.0	0	0.0	0 - 0	.000	0 - 0	.000	0 - 0	.000	0	0.0	0	0.0
<b>Team Totals</b>		<b>12</b>	<b>731</b>	<b>60.9</b>	<b>394</b>	<b>32.8</b>	<b>134</b>	<b>11.2</b>	<b>248 - 540</b>	<b>.459</b>	<b>63 - 172</b>	<b>.366</b>	<b>172 - 266</b>	<b>.647</b>	<b>85</b>	<b>7.1</b>	<b>42</b>	<b>3.5</b>
<b>Opponent Totals</b>		<b>12</b>	<b>648</b>	<b>54.0</b>	<b>316</b>	<b>26.3</b>	<b>127</b>	<b>10.6</b>	<b>233 - 578</b>	<b>.403</b>	<b>46 - 186</b>	<b>.247</b>	<b>136 - 219</b>	<b>.621</b>	<b>92</b>	<b>7.7</b>	<b>10</b>	<b>0.8</b>

State Tournament Games Stats

#	Players Name	G	Pts	Avg	Reb	Avg	Ast	Avg	FG - FGA	Pct	3P - 3PA	Pct	FT - FTA	Pct	Stl	Avg	Blk	Avg
00	Matt Fuhrman	0	0	0.0	0	0.0	0	0.0	0 - 0	.000	0 - 0	.000	0 - 0	.000	0	0.0	0	0.0
2	Haakon Nordrum	0	0	0.0	0	0.0	0	0.0	0 - 0	.000	0 - 0	.000	0 - 0	.000	0	0.0	0	0.0
3	Tommy Little	0	0	0.0	0	0.0	0	0.0	0 - 0	.000	0 - 0	.000	0 - 0	.000	0	0.0	0	0.0
10	Taylor Beld	0	0	0.0	0	0.0	0	0.0	0 - 0	.000	0 - 0	.000	0 - 0	.000	0	0.0	0	0.0
22	Daine Muller	0	0	0.0	0	0.0	0	0.0	0 - 0	.000	0 - 0	.000	0 - 0	.000	0	0.0	0	0.0
23	Kooper Kidgell	0	0	0.0	0	0.0	0	0.0	0 - 0	.000	0 - 0	.000	0 - 0	.000	0	0.0	0	0.0
24	Kyle Zwicker	0	0	0.0	0	0.0	0	0.0	0 - 0	.000	0 - 0	.000	0 - 0	.000	0	0.0	0	0.0
32	Josiah Running Crow	0	0	0.0	0	0.0	0	0.0	0 - 0	.000	0 - 0	.000	0 - 0	.000	0	0.0	0	0.0
33	Konner Wiechman	0	0	0.0	0	0.0	0	0.0	0 - 0	.000	0 - 0	.000	0 - 0	.000	0	0.0	0	0.0
35	Cameron Evans	0	0	0.0	0	0.0	0	0.0	0 - 0	.000	0 - 0	.000	0 - 0	.000	0	0.0	0	0.0
4	Tanner Nelson	0	0	0.0	0	0.0	0	0.0	0 - 0	.000	0 - 0	.000	0 - 0	.000	0	0.0	0	0.0
13	Cole Sowden	0	0	0.0	0	0.0	0	0.0	0 - 0	.000	0 - 0	.000	0 - 0	.000	0	0.0	0	0.0
20	Alex Zacher	0	0	0.0	0	0.0	0	0.0	0 - 0	.000	0 - 0	.000	0 - 0	.000	0	0.0	0	0.0
14	Name 14	0	0	0.0	0	0.0	0	0.0	0 - 0	.000	0 - 0	.000	0 - 0	.000	0	0.0	0	0.0
15	Name 15	0	0	0.0	0	0.0	0	0.0	0 - 0	.000	0 - 0	.000	0 - 0	.000	0	0.0	0	0.0
16	Name 16	0	0	0.0	0	0.0	0	0.0	0 - 0	.000	0 - 0	.000	0 - 0	.000	0	0.0	0	0.0
<b>Team Totals</b>		<b>0</b>	<b>0</b>	<b>0.0</b>	<b>0</b>	<b>0.0</b>	<b>0</b>	<b>0.0</b>	<b>0 - 0</b>	<b>.000</b>	<b>0 - 0</b>	<b>.000</b>	<b>0 - 0</b>	<b>.000</b>	<b>0</b>	<b>0.0</b>	<b>0</b>	<b>0.0</b>
<b>Opponent Totals</b>		<b>0</b>	<b>0</b>	<b>0.0</b>	<b>0</b>	<b>0.0</b>	<b>0</b>	<b>0.0</b>	<b>0 - 0</b>	<b>.000</b>	<b>0 - 0</b>	<b>.000</b>	<b>0 - 0</b>	<b>.000</b>	<b>0</b>	<b>0.0</b>	<b>0</b>	<b>0.0</b>





# Billings West Golden Bears



Opponent	L	Score	Res	Date	Scoring Leader	Pts	2nd in Scoring	Pts
1 Missoula Sentinel	H	65 - 35	W	12-09-11	Danny Robison	19	Brady Gustafson	13
2 Missoula Big Sky	H	63 - 52	W	12-10-11	Danny Robison	28	Andrew Campbell	14
3 Natrona High	H	65 - 41	W	12-16-11	Danny Robison	20	Andrew Campbell	11
4 Kelly Walsh High	H	52 - 26	W	12-17-11	Danny Robison	21	Clay Compton	11
5 Miles City	A	62 - 15	W	12-22-11	Andrew Campbell	14	Brandon McIver	9
6 Billings Skyview	H	69 - 56	W	01-06-12	Danny Robison	24	Brandon McIver	16
7 Laurel High	H	50 - 35	W	01-07-12	Danny Robison	18	Clay Compton	8
8 Bozeman High	A	52 - 56	L	01-10-12	Danny Robison	21	Campbell / Gustafson	10
9 Billings Senior	A	49 - 37	W	01-17-12	Danny Robison	19	Andrew Campbell	7
10 Butte High	H	79 - 55	W	01-20-12	Danny Robison	27	Andrew Campbell	14
11 Billings Skyview	A	52 - 49	W	01-26-12	Brady Gustafson	15	Nate Smith	13
12 Miles City	H	74 - 40	W	01-27-12	Danny Robison	14	Andrew Campbell	13
13 C. M. Russell	A	46 - 30	W	02-03-12	Danny Robison	17	Brady Gustafson	8
14 Great Falls High	A	56 - 46	W	02-04-12	Brandon McIver	14	Danny Robison	12
15 Billings Senior	H	72 - 25	W	02-09-12	Harris / Robison	12	Brandon McIver	9
16 Bozeman High	H	54 - 43	W	02-10-12	Danny Robison	16	Brady Gustafson	11
17 Laurel High	A	67 - 43	W	02-14-12	Brady Gustafson	22	Danny Robison	20
18 Butte High	A	48 - 37	W	02-17-12	Danny Robison	15	Nate Smith	10
19 Great Falls High	H	66 - 46	W	02-24-12	Brady Gustafson	16	Clay Compton	14
20 C. M. Russell	H	61 - 46	W	02-25-12	Danny Robison	19	Andrew Campbell	16

### State Play-off Game

1st in Eastern Conference - by to State

### State Tournament Games - Montana State University - Bozeman

21 Missoula Hellgate	MSU	53 - 30	W	03-08-12	Danny Robison	14	Brady Gustafson	11
22 Capital High	MSU	56 - 50	W	03-09-12	Danny Robison	27	Brandon McIver	8
23 Flathead High	MSU	61 - 48	W	03-10-12	Danny Robison	19	Smith / McIver / Compton	9

Scoring Breakdown	G	PtsS - PtsA	Diff
Total Games	23	1372 - 941	431
Averages & Scor Diff		59.7 - 40.9	18.7
Conference Games	12	704 - 526	178
Averages & Scor Diff		58.7 - 43.8	14.8
"AA" Non-Conf Games	2	128 - 87	41
Averages & Scor Diff		64.0 - 43.5	20.5
'Non "AA" Games	6	370 - 200	170
Averages & Scor Diff		61.7 - 33.3	28.3
Play-off / Tournament G	3	170 - 128	42
Averages & Scor Diff		56.7 - 42.7	14.0

Records Summary	Won - Lost	PCT
Overall Record	22 - 1	.957
Conference Record	11 - 1	.917
Home Record	12 - 0	1.000
Away Record	7 - 1	.875
Neutral Court Record	3 - 0	1.000
"AA" Opponents	16 - 1	.941
"AA" Non-Conference Opp.	2 - 0	1.000
Non "AA" Opponents	6 - 0	1.000
G - 5 or less pts difference	1 - 1	.500
G - 6 to 9 pts difference	1 - 0	1.000
G - 10 or more pts difference	20 - 0	1.000
Overtime Games	0 - 0	.000
State Play-off Game	0 - 0	.000
State Tournament Games	3 - 0	1.000

Coaching Staff / Athletic Trainers / Managers			
NAME	POSITION		
Doug Robison	Head Coach		
Scott Carlson	JV Coach		
Curt Brott	Sophomore Coach		
Kelly Darragh	Freshman Coach		
Don Gleason	AthleticTrainer		
Jodi Smith	AthleticTrainer		
Britani Burns	Manager		
Cailen Bosch	Manager		
Crystal Scoles	Manager		
VARSITY / JV ROSTER			
NUMBER	NAME	HGT	YEAR
2/3	Josh Zeller	6-0	Junior
4/5	Clay Compton	5-11	Senior
10/11	Nathan Smith	6-1	Senior
20/21	Andrew Campbell	6-5	Junior
22/23	Brandon McIver	6-1	Senior
30/31	Pat Barnett	6-2	Senior
34/35	Danny Robison	6-8	Senior
40/41	Brady Gustafson	6-8	Senior
44/45	Stewart Harris	6-0	Junior
20/21	Tanner Berg	5-10	Junior
14/15	Michael Tessmer	6-1	Junior
22/23	Tyler McKay	6-2	Junior
32/33	Jared Samuelson	6-4	Freshman
34/35	Daniel Betcher	6-5	Freshman
4/5	Brennan Whittmeyer	6-0	Junior
24/25	Logan Laird	5-11	Sophomore
40/42	Gage Hinsz	6-3	Sophomore
42/43	Kory Ploehn	6-4	Junior

## All Games Stats

Some stats for non-"AA" games on opponents totals not yet available

#	Players Name	G	Pts	Avg	Reb	Avg	Ast	Avg	FG - FGA	Pct	3P - 3PA	Pct	FT - FTA	Pct	Stl	Avg	Blk	Avg
2	Josh Zeller	19	18	0.9	8	0.4	9	0.5	7 - 20	.350	1 - 10	.100	3 - 5	.600	5	0.3	0	0.0
4	Clay Compton	23	93	4.0	30	1.3	46	2.0	29 - 108	.269	14 - 63	.222	21 - 32	.656	24	1.0	0	0.0
10	Nathan Smith	23	119	5.2	39	1.7	52	2.3	38 - 75	.507	7 - 10	.700	36 - 50	.720	29	1.3	2	0.1
20	Andrew Campbell	23	203	8.8	106	4.6	60	2.6	80 - 166	.482	21 - 63	.333	22 - 35	.629	19	0.8	14	0.6
22	Brandon McIver	23	162	7.0	26	1.1	65	2.8	57 - 141	.404	23 - 87	.264	26 - 33	.788	30	1.3	0	0.0
30	Pat Barnett	23	43	1.9	59	2.6	19	0.8	18 - 39	.462	0 - 0	.000	7 - 16	.437	11	0.5	0	0.0
34	Danny Robison	23	407	17.7	185	8.0	35	1.5	148 - 210	.705	11 - 29	.379	100 - 151	.662	35	1.5	13	0.6
40	Brady Gustafson	23	207	9.0	185	8.0	30	1.3	83 - 146	.568	3 - 9	.333	38 - 65	.585	35	1.5	6	0.3
44	Stewart Harris	23	79	3.4	53	2.3	7	0.3	32 - 86	.372	0 - 0	.000	15 - 25	.600	7	0.3	0	0.0
12	Tanner Berg	10	5	0.5	2	0.2	4	0.4	1 - 8	.125	1 - 8	.125	2 - 2	1.000	2	0.2	0	0.0
14	Michael Tessmer	4	0	0.0	2	0.5	0	0.0	0 - 1	.000	0 - 1	.000	0 - 0	.000	1	0.2	0	0.0
24	Tyler McKay	7	6	0.9	0	0.0	1	0.1	2 - 2	1.000	1 - 1	1.000	1 - 1	1.000	0	0.0	0	0.0
32	Jared Samuelson	12	8	0.7	5	0.4	1	0.1	3 - 5	.600	0 - 0	.000	2 - 2	1.000	0	0.0	2	0.2
34	Daniel Betcher	8	6	0.8	7	0.9	2	0.3	2 - 4	.500	0 - 0	.000	2 - 4	.500	0	0.0	0	0.0
12	Gage Hinsz	3	2	0.7	4	1.3	0	0.0	1 - 3	.333	0 - 0	.000	0 - 0	.000	0	0.0	0	0.0
4	Brennan Whittmeyer	8	6	0.8	1	0.1	1	0.1	1 - 10	.100	0 - 6	.000	4 - 4	1.000	0	0.0	0	0.0
24	Nate Deming	7	8	1.1	5	0.7	0	0.0	3 - 5	.600	0 - 0	.000	2 - 2	1.000	0	0.0	0	0.0
12	Logan Laird	1	0	0.0	0	0.0	0	0.0	0 - 0	.000	0 - 0	.000	0 - 0	.000	0	0.0	0	0.0
Team Totals		23	1372	59.7	725	31.5	334	14.5	505 - 1029	.491	82 - 287	.286	280 - 429	.653	198	8.6	37	1.6
Opponent Totals		23	941	40.9	508	22.1	138	6.0	336 - 724	.464	86 - 250	.344	150 - 259	.579	127	5.5	30	1.3

## Conference Games Stats

#	Players Name	G	Pts	Avg	Reb	Avg	Ast	Avg	FG - FGA	Pct	3P - 3PA	Pct	FT - FTA	Pct	Stl	Avg	Blk	Avg
2	Josh Zeller	9	5	0.6	2	0.2	4	0.4	2 - 7	.286	0 - 3	.000	1 - 1	1.000	4	0.4	0	0.0
4	Clay Compton	12	48	4.0	12	1.0	25	2.1	16 - 57	.281	8 - 33	.242	8 - 13	.615	14	1.2	0	0.0
10	Nathan Smith	12	68	5.7	24	2.0	29	2.4	22 - 39	.564	4 - 5	.800	20 - 29	.690	15	1.3	0	0.0
20	Andrew Campbell	12	110	9.2	59	4.9	33	2.8	44 - 92	.478	11 - 38	.289	11 - 18	.611	7	0.6	10	0.8
22	Brandon McIver	12	91	7.6	12	1.0	32	2.7	35 - 75	.467	12 - 44	.273	9 - 13	.692	14	1.2	0	0.0
30	Pat Barnett	12	23	1.9	28	2.3	8	0.7	10 - 20	.500	0 - 0	.000	3 - 9	.333	8	0.7	0	0.0
34	Danny Robison	12	199	16.6	99	8.3	26	2.2	68 - 103	.660	5 - 14	.357	58 - 88	.659	20	1.7	9	0.8
40	Brady Gustafson	12	108	9.0	99	8.3	12	1.0	43 - 80	.538	1 - 4	.250	21 - 33	.636	18	1.5	2	0.2
44	Stewart Harris	12	40	3.3	26	2.2	5	0.4	17 - 39	.436	0 - 0	.000	6 - 11	.545	1	0.1	0	0.0
12	Tanner Berg	5	0	0.0	0	0.0	3	0.6	0 - 5	.000	0 - 5	.000	0 - 0	.000	1	0.2	0	0.0
14	Michael Tessmer	2	0	0.0	0	0.0	0	0.0	0 - 0	.000	0 - 0	.000	0 - 0	.000	1	0.5	0	0.0
24	Tyler McKay	3	2	0.7	0	0.0	1	0.3	1 - 1	1.000	0 - 0	.000	0 - 0	.000	0	0.0	0	0.0
32	Jared Samuelson	5	0	0.0	4	0.8	0	0.0	0 - 0	.000	0 - 0	.000	0 - 0	.000	0	0.0	1	0.2
34	Daniel Betcher	2	0	0.0	1	0.5	0	0.0	0 - 0	.000	0 - 0	.000	0 - 0	.000	0	0.0	0	0.0
12	Gage Hinsz	0	0	0.0	0	0.0	0	0.0	0 - 0	.000	0 - 0	.000	0 - 0	.000	0	0.0	0	0.0
4	Brennan Whittmeyer	4	4	1.0	0	0.0	1	0.3	1 - 4	.250	0 - 3	.000	2 - 2	1.000	0	0.0	0	0.0
24	Nate Deming	5	6	1.2	3	0.6	0	0.0	2 - 4	.500	0 - 0	.000	2 - 2	1.000	0	0.0	0	0.0
12	Logan Laird	1	0	0.0	0	0.0	0	0.0	0 - 0	.000	0 - 0	.000	0 - 0	.000	0	0.0	0	0.0
Team Totals		12	704	58.7	376	31.3	179	14.9	261 - 526	.496	41 - 149	.275	141 - 221	.638	103	8.6	22	1.8
Opponent Totals		12	526	43.8	286	23.8	109	9.1	200 - 529	.378	55 - 190	.289	73 - 134	.545	90	7.5	25	2.1

## State Tournament Games Stats

#	Players Name	G	Pts	Avg	Reb	Avg	Ast	Avg	FG - FGA	Pct	3P - 3PA	Pct	FT - FTA	Pct	Stl	Avg	Blk	Avg
2	Josh Zeller	2	1	0.5	0	0.0	0	0.0	0 - 0	.000	0 - 0	.000	1 - 2	.500	0	0.0	0	0.0
4	Clay Compton	3	11	3.7	7	2.3	5	1.7	3 - 12	.250	1 - 6	.167	4 - 4	1.000	4	1.3	0	0.0
10	Nathan Smith	3	25	8.3	6	2.0	4	1.3	8 - 12	.667	2 - 4	.500	7 - 10	.700	6	2.0	1	0.3
20	Andrew Campbell	3	20	6.7	12	4.0	4	1.3	8 - 21	.381	0 - 5	.000	4 - 5	.800	4	1.3	0	0.0
22	Brandon McIver	3	26	8.7	1	0.3	4	1.3	6 - 18	.333	4 - 12	.333	10 - 12	.833	5	1.7	0	0.0
30	Pat Barnett	3	2	0.7	4	1.3	2	0.7	0 - 5	.000	0 - 0	.000	2 - 2	1.000	0	0.0	0	0.0
34	Danny Robison	3	60	20.0	21	7.0	1	0.3	20 - 31	.645	3 - 4	.750	17 - 26	.654	7	2.3	2	0.7
40	Brady Gustafson	3	16	5.3	25	8.3	4	1.3	7 - 14	.500	0 - 0	.000	2 - 5	.400	3	1.0	0	0.0
44	Stewart Harris	3	5	1.7	8	2.7	0	0.0	1 - 9	.111	0 - 0	.000	3 - 4	.750	1	0.3	0	0.0
12	Tanner Berg	0	0	0.0	0	0.0	0	0.0	0 - 0	.000	0 - 0	.000	0 - 0	.000	0	0.0	0	0.0
14	Michael Tessmer	0	0	0.0	0	0.0	0	0.0	0 - 0	.000	0 - 0	.000	0 - 0	.000	0	0.0	0	0.0
24	Tyler McKay	0	0	0.0	0	0.0	0	0.0	0 - 0	.000	0 - 0	.000	0 - 0	.000	0	0.0	0	0.0
32	Jared Samuelson	1	2	2.0	0	0.0	1	1.0	1 - 1	1.000	0 - 0	.000	0 - 0	.000	0	0.0	0	0.0
34	Daniel Betcher	2	0	0.0	0	0.0	0	0.0	0 - 1	.000	0 - 0	.000	0 - 0	.000	0	0.0	0	0.0
12	Gage Hinsz	0	0	0.0	0	0.0	0	0.0	0 - 0	.000	0 - 0	.000	0 - 0	.000	0	0.0	0	0.0
4	Brennan Whittmeyer	1	0	0.0	1	1.0	0	0.0	0 - 2	.000	0 - 0	.000	0 - 0	.000	0	0.0	0	0.0
Team Totals		3	170	56.7	88	29.3	25	8.3	55 - 127	.433	10 - 31	.323	50 - 70	.714	30	10.0	3	1.0
Opponent Totals		3	128	42.7	54	18.0	19	6.3	46 - 121	.380	13 - 44	.295	23 - 36	.639	26	8.7	3	1.0



# Bozeman High Hawks



Opponent	L	Score	Res	Date	Scoring Leader	Pts	2nd in Scoring	Pts
1 Capital High	H	42 - 46	L	12-09-11	PJ Thomas	16	Dylan Grubb	7
2 Helena High	A	68 - 63	W	12-13-11	PJ Thomas	24	Cody Bender	14
3 Capital High	A	57 - 51	W	12-17-11	PJ Thomas	14	Collin Moriarty	13
4 Helena High	H	67 - 37	W	12-22-11	Cody Bender	11	Kyle Sibary	10
5 Billings Senior	H	64 - 66	L	01-05-12	Nick Hostetler	12	Moriarty/ Thomas/ Bender	11
6 Belgrade High	A	66 - 37	W	01-06-12	Cody Bender	12	Collin Moriarty	11
7 Billings West	H	56 - 52	W	01-10-12	Collin Moriarty	17	PJ Thomas	11
8 Missoula Big Sky	A	78 - 47	W	01-13-12	Collin Moriarty	16	Cody Bender	15
9 Great Falls High	H	70 - 58	W	01-20-12	Cody Bender	21	Collin Moriarty	17
10 C. M. Russell	H	68 - 48	W	01-21-12	Collin Moriarty	24	PJ Thomas	16
11 Billings Senior	A	59 - 61	L	01-27-12	Collin Moriarty	18	PJ Thomas	12
12 Missoula Sentinel	H	64 - 58	W	01-28-12	Cody Bender	23	PJ Thomas	19
13 Belgrade High	H	72 - 37	W	01-31-12	Cody Bender	17	Collin Moriarty	15
14 Butte High	A	39 - 49	L	02-02-12	PJ Thomas	12	Riley Malott	8
15 Billings West	A	43 - 54	L	02-10-12	PJ Thomas	14	Cody Bender	13
16 Billings Skyview	H	63 - 70	L	02-11-12	PJ Thomas	15	Cody Bender	13
17 C. M. Russell	A	51 - 67	L	02-17-12	PJ Thomas	16	Cody Bender	12
18 Great Falls High	A	59 - 48	W	02-18-12	PJ Thomas	25	Riley Malott	12
19 Butte High	H	64 - 56	W	02-23-12	Collin Moriarty	14	Malott / Bender	10
20 Bill. Skyview (OT)	A	56 - 57	L	02-24-12	Collin Moriarty	15	Thomas / Bender	10
<b>State Play-off Game</b>								
21 C. M. Russell	H	65 - 70	L	03-02-12	PJ Thomas	22	Collin Moriarty	18
<b>State Tournament Games - Montana State University / Bozeman High - Bozeman</b>								
did not qualify								

Scoring Breakdown	G	PtsS - PtsA	Diff
Total Games	21	1271 - 1132	139
Averages & Scor Diff		60.5 - 53.9	6.6
Conference Games	12	692 - 686	6
Averages & Scor Diff		57.7 - 57.2	0.5
"AA" Non-Conf Games	6	376 - 302	74
Averages & Scor Diff		62.7 - 50.3	12.3
'Non "AA" Games	2	138 - 74	64
Averages & Scor Diff		69.0 - 37.0	32.0
Play-off / Tournament G	1	65 - 70	-5
Averages & Scor Diff		65.0 - 70.0	-5.0

Records Summary	Won - Lost	PCT
Overall Record	12 - 9	.571
Conference Record	5 - 7	.417
Home Record	7 - 4	.636
Away Record	5 - 5	.500
Neutral Court Record	0 - 0	.000
"AA" Opponents	10 - 9	.526
"AA" Non-Conference Opp.	5 - 1	.833
Non "AA" Opponents	2 - 0	1.000
G - 5 or less pts difference	2 - 5	.286
G - 6 to 9 pts difference	3 - 1	.750
G - 10 or more pts difference	7 - 3	.700
Overtime Games	0 - 1	.000
State Play-off Game	0 - 1	.000
State Tournament Games	0 - 0	.000

Coaching Staff / Athletic Trainers / Managers			
NAME	POSITION		
Wes Holmquist	Head Coach		
Dennis Watkins	JV Coach		
Brian Kessler	Sophomore Coach		
Will Waylander	Sophomore Coach		
Chris Townley	Freshman Coach		
Levi Wesche	Freshman Coach		
Mark Meredith	AthleticTrainer		
Loni Wiley	AthleticTrainer		
<b>Managers</b>			
Bryn Beyl - Dani Vanderpan			
<b>VARSIITY / JV ROSTER</b>			
NUMBER	NAME	HGT	YEAR
3	Nick Hostetler	5-9	Junior
5	Collin Moriarty	6-0	Senior
10	Matt Hape	6-3	Senior
12	PJ Thomas	6-1	Senior
20	Cody Bender	5-11	Junior
22	Dylan Grubb	6-2	Junior
23	Kyle Sibary	6-1	Senior
24	Caleb Weidenaar	5-11	Sophomore
30	Trevor Clark	6-4	Senior
33	Kyle Miller	6-1	Junior
34	Riley Malott	6-5	Junior
43	Oliver Carr	6-4	Sophomore
14	Diego Rodoni	6-1	Junior
25	Chris Johnson	5-9	Sophomore
32	Nate Lamberty	6-0	Junior
40	Grant Collins	6-3	Sophomore
42	Jackson Toth	6-2	Junior
44	Will Dissly	6-3	Sophomore

### All Games Stats

#	Players Name	G	Pts	Avg	Reb	Avg	Ast	Avg	FG - FGA	Pct	3P - 3PA	Pct	FT - FTA	Pct	Stl	Avg	Blk	Avg
3	Nick Hostetler	21	73	3.5	48	2.3	19	0.9	29 - 91	.319	6 - 34	.176	9 - 19	.474	11	0.5	2	0.1
5	Collin Moriarty	19	237	12.5	76	4.0	36	1.9	73 - 167	.437	59 - 133	.444	32 - 43	.744	25	1.3	4	0.2
10	Matt Hape	20	106	5.3	56	2.8	18	0.9	34 - 108	.315	15 - 42	.357	23 - 28	.821	16	0.8	6	0.3
12	PJ Thomas	21	295	14.0	64	3.0	51	2.4	93 - 204	.456	12 - 50	.240	97 - 137	.708	16	0.8	1	0.0
20	Cody Bender	21	232	11.0	49	2.3	40	1.9	76 - 183	.415	42 - 105	.400	38 - 51	.745	41	2.0	3	0.1
22	Dylan Grubb	15	21	1.4	19	1.3	2	0.1	10 - 30	.333	1 - 4	.250	0 - 2	.000	4	0.3	0	0.0
23	Kyle Sibary	21	112	5.3	85	4.0	34	1.6	45 - 121	.372	8 - 33	.242	14 - 24	.583	22	1.0	0	0.0
24	Caleb Weidenaar	4	3	0.7	2	0.5	1	0.2	1 - 7	.143	1 - 6	.167	0 - 0	.000	0	0.0	0	0.0
30	Trevor Clark	21	46	2.2	40	1.9	8	0.4	21 - 42	.500	0 - 0	.000	4 - 10	.400	3	0.1	11	0.5
33	Kyle Miller	4	4	1.0	2	0.5	0	0.0	2 - 4	.500	0 - 0	.000	0 - 0	.000	1	0.2	0	0.0
34	Riley Malott	21	106	5.0	121	5.8	27	1.3	42 - 82	.512	0 - 2	.000	22 - 34	.647	18	0.9	20	1.0
40	Grant Collins	6	9	1.5	6	1.0	1	0.2	1 - 1	1.000	0 - 0	.000	7 - 12	.583	0	0.0	0	0.0
43	Oliver Carr	13	25	1.9	15	1.2	1	0.1	11 - 21	.524	0 - 0	.000	3 - 5	.600	2	0.2	3	0.2
44	Will Dissly	3	2	0.7	2	0.7	2	0.7	1 - 4	.250	0 - 1	.000	0 - 0	.000	0	0.0	1	0.3
42	Jackson Toth	0	0	0.0	0	0.0	0	0.0	0 - 0	.000	0 - 0	.000	0 - 0	.000	0	0.0	0	0.0
16	Name 16	0	0	0.0	0	0.0	0	0.0	0 - 0	.000	0 - 0	.000	0 - 0	.000	0	0.0	0	0.0
<b>Team Totals</b>		<b>21</b>	<b>1271</b>	<b>60.5</b>	<b>585</b>	<b>27.9</b>	<b>240</b>	<b>11.4</b>	<b>439 - 1066</b>	<b>.412</b>	<b>144 - 410</b>	<b>.351</b>	<b>249 - 365</b>	<b>.682</b>	<b>159</b>	<b>7.6</b>	<b>51</b>	<b>2.4</b>
<b>Opponent Totals</b>		<b>21</b>	<b>1132</b>	<b>53.9</b>	<b>592</b>	<b>28.2</b>	<b>230</b>	<b>11.0</b>	<b>400 - 999</b>	<b>.400</b>	<b>99 - 353</b>	<b>.280</b>	<b>233 - 394</b>	<b>.591</b>	<b>147</b>	<b>7.0</b>	<b>39</b>	<b>1.9</b>


### Conference Games Stats

#	Players Name	G	Pts	Avg	Reb	Avg	Ast	Avg	FG - FGA	Pct	3P - 3PA	Pct	FT - FTA	Pct	Stl	Avg	Blk	Avg
3	Nick Hostetler	12	39	3.3	26	2.2	7	0.6	15 - 48	.313	5 - 19	.263	4 - 9	.444	3	0.3	1	0.1
5	Collin Moriarty	12	147	12.3	53	4.4	23	1.9	44 - 114	.386	35 - 91	.385	24 - 31	.774	15	1.3	3	0.3
10	Matt Hape	11	56	5.1	36	3.3	11	1.0	17 - 56	.304	7 - 21	.333	15 - 16	.938	10	0.9	3	0.3
12	PJ Thomas	12	159	13.3	37	3.1	32	2.7	52 - 118	.441	7 - 29	.241	48 - 74	.649	10	0.8	1	0.1
20	Cody Bender	12	123	10.3	27	2.3	22	1.8	42 - 109	.385	21 - 61	.344	18 - 23	.783	19	1.6	2	0.2
22	Dylan Grubb	9	12	1.3	7	0.8	0	0.0	6 - 10	.600	0 - 1	.000	0 - 0	.000	1	0.1	0	0.0
23	Kyle Sibary	12	65	5.4	56	4.7	15	1.3	26 - 70	.371	5 - 20	.250	8 - 12	.667	12	1.0	0	0.0
24	Caleb Weidenaar	3	0	0.0	1	0.3	1	0.3	0 - 2	.000	0 - 1	.000	0 - 0	.000	0	0.0	0	0.0
30	Trevor Clark	12	19	1.6	16	1.3	5	0.4	9 - 21	.429	0 - 0	.000	1 - 3	.333	1	0.1	4	0.3
33	Kyle Miller	2	0	0.0	0	0.0	0	0.0	0 - 1	.000	0 - 0	.000	0 - 0	.000	0	0.0	0	0.0
34	Riley Malott	12	68	5.7	69	5.8	19	1.6	28 - 53	.528	0 - 1	.000	12 - 18	.667	11	0.9	11	0.9
40	Grant Collins	2	1	0.5	0	0.0	0	0.0	0 - 0	.000	0 - 0	.000	1 - 2	.500	0	0.0	0	0.0
43	Oliver Carr	7	3	0.4	3	0.4	0	0.0	1 - 5	.200	0 - 0	.000	1 - 2	.500	1	0.1	0	0.0
44	Will Dissly	0	0	0.0	0	0.0	0	0.0	0 - 0	.000	0 - 0	.000	0 - 0	.000	0	0.0	0	0.0
42	Jackson Toth	0	0	0.0	0	0.0	0	0.0	0 - 0	.000	0 - 0	.000	0 - 0	.000	0	0.0	0	0.0
16	Name 16	0	0	0.0	0	0.0	0	0.0	0 - 0	.000	0 - 0	.000	0 - 0	.000	0	0.0	0	0.0
<b>Team Totals</b>		<b>12</b>	<b>692</b>	<b>57.7</b>	<b>331</b>	<b>27.6</b>	<b>135</b>	<b>11.3</b>	<b>240 - 608</b>	<b>.395</b>	<b>80 - 244</b>	<b>.328</b>	<b>132 - 190</b>	<b>.695</b>	<b>83</b>	<b>6.9</b>	<b>25</b>	<b>2.1</b>
<b>Opponent Totals</b>		<b>12</b>	<b>686</b>	<b>57.2</b>	<b>362</b>	<b>30.2</b>	<b>137</b>	<b>11.4</b>	<b>244 - 562</b>	<b>.434</b>	<b>60 - 186</b>	<b>.323</b>	<b>138 - 237</b>	<b>.582</b>	<b>78</b>	<b>6.5</b>	<b>27</b>	<b>2.3</b>


### State Tournament Games Stats

#	Players Name	G	Pts	Avg	Reb	Avg	Ast	Avg	FG - FGA	Pct	3P - 3PA	Pct	FT - FTA	Pct	Stl	Avg	Blk	Avg
3	Nick Hostetler	0	0	0.0	0	0.0	0	0.0	0 - 0	.000	0 - 0	.000	0 - 0	.000	0	0.0	0	0.0
5	Collin Moriarty	0	0	0.0	0	0.0	0	0.0	0 - 0	.000	0 - 0	.000	0 - 0	.000	0	0.0	0	0.0
10	Matt Hape	0	0	0.0	0	0.0	0	0.0	0 - 0	.000	0 - 0	.000	0 - 0	.000	0	0.0	0	0.0
12	PJ Thomas	0	0	0.0	0	0.0	0	0.0	0 - 0	.000	0 - 0	.000	0 - 0	.000	0	0.0	0	0.0
20	Cody Bender	0	0	0.0	0	0.0	0	0.0	0 - 0	.000	0 - 0	.000	0 - 0	.000	0	0.0	0	0.0
22	Dylan Grubb	0	0	0.0	0	0.0	0	0.0	0 - 0	.000	0 - 0	.000	0 - 0	.000	0	0.0	0	0.0
23	Kyle Sibary	0	0	0.0	0	0.0	0	0.0	0 - 0	.000	0 - 0	.000	0 - 0	.000	0	0.0	0	0.0
24	Caleb Weidenaar	0	0	0.0	0	0.0	0	0.0	0 - 0	.000	0 - 0	.000	0 - 0	.000	0	0.0	0	0.0
30	Trevor Clark	0	0	0.0	0	0.0	0	0.0	0 - 0	.000	0 - 0	.000	0 - 0	.000	0	0.0	0	0.0
33	Kyle Miller	0	0	0.0	0	0.0	0	0.0	0 - 0	.000	0 - 0	.000	0 - 0	.000	0	0.0	0	0.0
34	Riley Malott	0	0	0.0	0	0.0	0	0.0	0 - 0	.000	0 - 0	.000	0 - 0	.000	0	0.0	0	0.0
40	Grant Collins	0	0	0.0	0	0.0	0	0.0	0 - 0	.000	0 - 0	.000	0 - 0	.000	0	0.0	0	0.0
43	Oliver Carr	0	0	0.0	0	0.0	0	0.0	0 - 0	.000	0 - 0	.000	0 - 0	.000	0	0.0	0	0.0
44	Will Dissly	0	0	0.0	0	0.0	0	0.0	0 - 0	.000	0 - 0	.000	0 - 0	.000	0	0.0	0	0.0
42	Jackson Toth	0	0	0.0	0	0.0	0	0.0	0 - 0	.000	0 - 0	.000	0 - 0	.000	0	0.0	0	0.0
16	Name 16	0	0	0.0	0	0.0	0	0.0	0 - 0	.000	0 - 0	.000	0 - 0	.000	0	0.0	0	0.0
<b>Team Totals</b>		<b>0</b>	<b>0</b>	<b>0.0</b>	<b>0</b>	<b>0.0</b>	<b>0</b>	<b>0.0</b>	<b>0 - 0</b>	<b>.000</b>	<b>0 - 0</b>	<b>.000</b>	<b>0 - 0</b>	<b>.000</b>	<b>0</b>	<b>0.0</b>	<b>0</b>	<b>0.0</b>
<b>Opponent Totals</b>		<b>0</b>	<b>0</b>	<b>0.0</b>	<b>0</b>	<b>0.0</b>	<b>0</b>	<b>0.0</b>	<b>0 - 0</b>	<b>.000</b>	<b>0 - 0</b>	<b>.000</b>	<b>0 - 0</b>	<b>.000</b>	<b>0</b>	<b>0.0</b>	<b>0</b>	<b>0.0</b>





# C. M. Russell Rustlers



Opponent	L	Score	Res	Date	Scoring Leader	Pts	2nd in Scoring	Pts
1 Glacier High	A	45 - 47	L	12-09-11	Joey Marzion	18	Russ Morin	16
2 Havre High	H	59 - 33	W	12-10-11	Russ Morin	16	Joey Marzion	12
3 Missoula Sentinel	H	45 - 49	L	12-13-11	Joey Marzion	18	R. Morin / I. Collins	6
4 Helena High	A	53 - 59	L	12-16-11	Morin / Marzion	19	Josh Horner	6
5 Capital High	A	46 - 39	W	12-20-11	Joey Marzion	15	Russ Morin	14
6 Helena High	H	40 - 48	L	01-05-12	McLean / Horner	11	Joey Marzion	7
7 Butte High	A	50 - 47	W	01-07-12	Joey Marzion	18	Colton Carter	9
8 Great Falls High	A	44 - 48	L	01-12-12	Joey Marzion	19	Russ Morin	9
9 Flathead High	H	60 - 52	W	01-14-12	Russ Morin	16	Joey Marzion	14
10 Billings Skyview	A	58 - 57	W	01-20-12	Russ Morin	14	Josh Horner	13
11 Bozeman High	A	48 - 68	L	01-21-12	McLean / Morin	10	Marzion / Horner	8
12 Butte High	H	53 - 58	L	01-26-12	Joey Marzion	23	Russ Morin	9
13 Havre High	A	57 - 38	W	01-28-12	Joey Marzion	17	Russ Morin	15
14 Billings West	H	30 - 46	L	02-03-12	Joey Marzion	11	Russ Morin	5
15 Billings Senior	H	64 - 67	L	02-04-12	Joey Marzion	18	Josh Horner	13
16 Great Falls High	H	70 - 57	W	02-10-12	Joey Marzion	22	Russ Morin	21
17 Bozeman High	H	67 - 51	W	02-17-12	Joey Marzion	24	Josh Horner	17
18 Billings Skyview	H	67 - 69	L	02-18-12	Joey Marzion	21	Jayse McLean	19
19 Billings Senior	A	50 - 48	W	02-24-12	Russ Morin	13	Josh Horner	11
20 Billings West	A	46 - 61	L	02-25-12	Jayse McLean	16	Joey Marzion	13
<b>State Play-off Game</b>								
21 Bozeman High	A	70 - 65	W	03-02-12	Joey Marzion	21	Russ Morin	17
<b>State Tournament Games - Montana State University / Bozeman High - Bozeman</b>								
22 Capital High	MSU	48 - 49	L	03-08-12	Russ Morin	12	Bonilla / McLean	8
23 Missoula Hellgate	MSU	47 - 62	L	03-09-12	Joey Marzion	21	Russ Morin	9

Scoring Breakdown	G	PtsS - PtsA	Diff
Total Games	23	1217 - 1218	-1
Averages & Scor Diff		52.9 - 53.0	0.0
Conference Games	12	647 - 677	-30
Averages & Scor Diff		53.9 - 56.4	-2.5
"AA" Non-Conf Games	6	289 - 294	-5
Averages & Scor Diff		48.2 - 49.0	-0.8
'Non "AA" Games	2	116 - 71	45
Averages & Scor Diff		58.0 - 35.5	22.5
Play-off / Tournament G	3	165 - 176	-11
Averages & Scor Diff		55.0 - 58.7	-3.7

Records Summary	Won - Lost	PCT
Overall Record	10 - 13	.435
Conference Record	5 - 7	.417
Home Record	4 - 6	.400
Away Record	6 - 5	.545
Neutral Court Record	0 - 2	.000
"AA" Opponents	8 - 13	.381
"AA" Non-Conference Opp.	2 - 4	.333
Non "AA" Opponents	2 - 0	1.000
G - 5 or less pts difference	4 - 7	.364
G - 6 to 9 pts difference	2 - 2	.500
G - 10 or more pts difference	4 - 4	.500
Overtime Games	0 - 0	.000
State Play-off Game	1 - 0	1.000
State Tournament Games	0 - 2	.000

Coaching Staff / Athletic Trainers / Managers			
NAME	POSITION		
John Cislo	Head Coach		
John Stewart	JV Coach		
Mike McLean	Sophomore Coach		
Brian Crosby	Freshman Coach		
Teayre Klosterman	Athletic Trainer		
Taylor Green	Manager		
Katelyn Kempa	Manager		
Taylor Myers	Manager		
Caelan Brady	Manager		
<b>VARSIITY / JV ROSTER</b>			
NUMBER	NAME	HGT	YEAR
4	Jayse McLean	6-2	Sophomore
5	Cam Oswood	6-0	Senior
20	Joey Marzion	6-1	Junior
21	Tanner Olsen	6-6	Junior
22	Luke Stenzel	6-0	Senior
23	Isaiah Collins	5-8	Senior
24	Colton Carter	6-2	Senior
33	Russ Morin	6-5	Senior
42	Josh Horner	6-5	Junior
30	Justin Pfenning	6-1	Sophomore
32	Elijah Collins	5-5	Junior
40	Anthony Bonilla	6-0	Junior
45	Tyler Pfenning	6-2	Sophomore
3	Austin Kinaman	5-5	Sophomore
44	Mason Storm	6-4	Junior
52	Eric Dawson	6-1	Sophomore
23	Andre Langhorne	6-0	Sophomore

### All Games Stats

#	Players Name	G	Pts	Avg	Reb	Avg	Ast	Avg	FG - FGA	Pct	3P - 3PA	Pct	FT - FTA	Pct	Stl	Avg	Blk	Avg
4	Jayse McLean	23	163	7.1	110	4.8	35	1.5	54 - 155	.348	8 - 38	.211	47 - 72	.653	17	0.7	5	0.2
5	Cam Oswood	21	16	0.8	24	1.1	45	2.1	5 - 24	.208	4 - 20	.200	2 - 14	.143	11	0.5	1	0.0
20	Joey Marzion	23	367	16.0	81	3.5	29	1.3	144 - 330	.436	40 - 130	.308	39 - 59	.661	37	1.6	7	0.3
21	Tanner Olsen	17	28	1.6	39	2.3	8	0.5	11 - 31	.355	2 - 11	.182	4 - 9	.444	0	0.0	3	0.2
22	Luke Stenzel	23	30	1.3	13	0.6	4	0.2	10 - 35	.286	3 - 17	.176	7 - 13	.538	5	0.2	0	0.0
23	Isaiah Collins	8	28	3.5	15	1.9	12	1.5	12 - 58	.207	1 - 16	.062	3 - 6	.500	9	1.1	2	0.2
24	Colton Carter	23	97	4.2	65	2.8	45	2.0	35 - 103	.340	8 - 40	.200	19 - 37	.514	35	1.5	0	0.0
33	Russ Morin	23	255	11.1	198	8.6	32	1.4	90 - 191	.471	0 - 5	.000	75 - 106	.708	24	1.0	7	0.3
42	Josh Horner	23	172	7.5	149	6.5	26	1.1	68 - 131	.519	0 - 0	.000	36 - 78	.462	18	0.8	31	1.3
30	Justin Pfenning	8	6	0.7	3	0.4	0	0.0	3 - 11	.273	0 - 5	.000	0 - 0	.000	0	0.0	0	0.0
32	Elijah Collins	3	2	0.7	1	0.3	1	0.3	0 - 2	.000	0 - 0	.000	2 - 2	1.000	0	0.0	0	0.0
40	Anthony Bonilla	15	22	1.5	14	0.9	17	1.1	7 - 25	.280	5 - 11	.455	3 - 7	.429	2	0.1	1	0.1
45	Tyler Pfenning	9	2	0.2	4	0.4	0	0.0	1 - 5	.200	0 - 0	.000	0 - 2	.000	1	0.1	0	0.0
44	Mason Storm	3	0	0.0	2	0.7	0	0.0	0 - 1	.000	0 - 0	.000	0 - 0	.000	0	0.0	1	0.3
52	Gabe Kuntz	4	0	0.0	3	0.8	0	0.0	0 - 0	.000	0 - 0	.000	0 - 0	.000	0	0.0	0	0.0
52	Eric Dawson	7	15	2.1	9	1.3	1	0.1	6 - 13	.462	3 - 3	1.000	0 - 1	.000	0	0.0	0	0.0
<b>Team Totals</b>		<b>23</b>	<b>1217</b>	<b>52.9</b>	<b>740</b>	<b>32.2</b>	<b>264</b>	<b>11.5</b>	<b>452 - 1134</b>	<b>.399</b>	<b>75 - 302</b>	<b>.248</b>	<b>238 - 408</b>	<b>.583</b>	<b>163</b>	<b>7.1</b>	<b>59</b>	<b>2.6</b>
<b>Opponent Totals</b>		<b>23</b>	<b>1218</b>	<b>53.0</b>	<b>578</b>	<b>25.1</b>	<b>223</b>	<b>9.7</b>	<b>410 - 1045</b>	<b>.392</b>	<b>104 - 333</b>	<b>.312</b>	<b>294 - 468</b>	<b>.628</b>	<b>207</b>	<b>9.0</b>	<b>38</b>	<b>1.7</b>

### Conference Games Stats

#	Players Name	G	Pts	Avg	Reb	Avg	Ast	Avg	FG - FGA	Pct	3P - 3PA	Pct	FT - FTA	Pct	Stl	Avg	Blk	Avg
4	Jayse McLean	12	109	9.1	68	5.7	14	1.2	36 - 92	.391	8 - 27	.296	29 - 39	.744	8	0.7	2	0.2
5	Cam Oswood	11	13	1.2	15	1.4	32	2.9	4 - 13	.308	3 - 10	.300	2 - 12	.167	4	0.4	0	0.0
20	Joey Marzion	12	198	16.5	48	4.0	16	1.3	77 - 183	.421	27 - 79	.342	17 - 29	.586	20	1.7	3	0.3
21	Tanner Olsen	9	12	1.3	15	1.7	4	0.4	4 - 15	.267	1 - 6	.167	3 - 5	.600	0	0.0	1	0.1
22	Luke Stenzel	12	14	1.2	6	0.5	3	0.3	4 - 14	.286	3 - 10	.300	3 - 5	.600	2	0.2	0	0.0
23	Isaiah Collins	2	3	1.5	7	3.5	5	2.5	1 - 8	.125	0 - 3	.000	1 - 2	.500	0	0.0	0	0.0
24	Colton Carter	12	62	5.2	32	2.7	27	2.3	23 - 67	.343	4 - 26	.154	12 - 19	.632	13	1.1	0	0.0
33	Russ Morin	12	113	9.4	96	8.0	22	1.8	40 - 87	.460	0 - 5	.000	33 - 50	.660	12	1.0	3	0.3
42	Josh Horner	12	97	8.1	85	7.1	13	1.1	36 - 71	.507	0 - 0	.000	25 - 52	.481	6	0.5	14	1.2
30	Justin Pfenning	5	6	1.2	2	0.4	0	0.0	3 - 6	.500	0 - 2	.000	0 - 0	.000	0	0.0	0	0.0
32	Elijah Collins	1	2	2.0	0	0.0	1	1.0	0 - 1	.000	0 - 0	.000	2 - 2	1.000	0	0.0	0	0.0
40	Anthony Bonilla	9	6	0.7	6	0.7	11	1.2	1 - 10	.100	1 - 5	.200	3 - 6	.500	1	0.1	0	0.0
45	Tyler Pfenning	5	0	0.0	1	0.2	0	0.0	0 - 3	.000	0 - 0	.000	0 - 1	.000	1	0.2	0	0.0
44	Mason Storm	1	0	0.0	1	1.0	0	0.0	0 - 0	.000	0 - 0	.000	0 - 0	.000	0	0.0	1	1.0
52	Gabe Kuntz	3	0	0.0	3	1.0	0	0.0	0 - 0	.000	0 - 0	.000	0 - 0	.000	0	0.0	0	0.0
52	Eric Dawson	4	5	1.3	1	0.3	1	0.3	2 - 5	.400	1 - 1	1.000	0 - 0	.000	0	0.0	0	0.0
<b>Team Totals</b>		<b>12</b>	<b>647</b>	<b>53.9</b>	<b>390</b>	<b>32.5</b>	<b>158</b>	<b>13.2</b>	<b>234 - 584</b>	<b>.401</b>	<b>49 - 177</b>	<b>.277</b>	<b>130 - 222</b>	<b>.586</b>	<b>69</b>	<b>5.8</b>	<b>25</b>	<b>2.1</b>
<b>Opponent Totals</b>		<b>12</b>	<b>677</b>	<b>56.4</b>	<b>325</b>	<b>27.1</b>	<b>117</b>	<b>9.8</b>	<b>223 - 571</b>	<b>.391</b>	<b>62 - 188</b>	<b>.330</b>	<b>169 - 259</b>	<b>.653</b>	<b>114</b>	<b>9.5</b>	<b>22</b>	<b>1.8</b>

### State Tournament Games Stats

#	Players Name	G	Pts	Avg	Reb	Avg	Ast	Avg	FG - FGA	Pct	3P - 3PA	Pct	FT - FTA	Pct	Stl	Avg	Blk	Avg
4	Jayse McLean	2	10	5.0	7	3.5	3	1.5	4 - 15	.267	0 - 3	.000	2 - 2	1.000	2	1.0	1	0.5
5	Cam Oswood	2	0	0.0	1	0.5	0	0.0	0 - 1	.000	0 - 1	.000	0 - 0	.000	2	1.0	0	0.0
20	Joey Marzion	2	28	14.0	5	2.5	2	1.0	12 - 29	.414	2 - 8	.250	2 - 2	1.000	2	1.0	1	0.5
21	Tanner Olsen	0	0	0.0	0	0.0	0	0.0	0 - 0	.000	0 - 0	.000	0 - 0	.000	0	0.0	0	0.0
22	Luke Stenzel	2	2	1.0	1	0.5	1	0.5	0 - 3	.000	0 - 3	.000	2 - 2	1.000	0	0.0	0	0.0
23	Isaiah Collins	0	0	0.0	0	0.0	0	0.0	0 - 0	.000	0 - 0	.000	0 - 0	.000	0	0.0	0	0.0
24	Colton Carter	2	3	1.5	6	3.0	4	2.0	1 - 8	.125	1 - 4	.250	0 - 0	.000	3	1.5	0	0.0
33	Russ Morin	2	21	10.5	16	8.0	2	1.0	7 - 15	.467	0 - 0	.000	7 - 10	.700	1	0.5	1	0.5
42	Josh Horner	2	9	4.5	13	6.5	2	1.0	4 - 13	.308	0 - 0	.000	1 - 3	.333	0	0.0	3	1.5
30	Justin Pfenning	0	0	0.0	0	0.0	0	0.0	0 - 0	.000	0 - 0	.000	0 - 0	.000	0	0.0	0	0.0
32	Elijah Collins	0	0	0.0	0	0.0	0	0.0	0 - 0	.000	0 - 0	.000	0 - 0	.000	0	0.0	0	0.0
40	Anthony Bonilla	2	11	5.5	4	2.0	2	1.0	4 - 6	.667	3 - 4	.750	0 - 0	.000	1	0.5	1	0.5
45	Tyler Pfenning	1	0	0.0	0	0.0	0	0.0	0 - 0	.000	0 - 0	.000	0 - 0	.000	0	0.0	0	0.0
44	Mason Storm	1	0	0.0	0	0.0	0	0.0	0 - 0	.000	0 - 0	.000	0 - 0	.000	0	0.0	0	0.0
52	Gabe Kuntz	1	0	0.0	0	0.0	0	0.0	0 - 0	.000	0 - 0	.000	0 - 0	.000	0	0.0	0	0.0
52	Eric Dawson	2	6	3.0	5	2.5	0	0.0	2 - 6	.333	2 - 2	1.000	0 - 0	.000	0	0.0	0	0.0
<b>Team Totals</b>		<b>2</b>	<b>95</b>	<b>47.5</b>	<b>60</b>	<b>30.0</b>	<b>16</b>	<b>8.0</b>	<b>36 - 103</b>	<b>.350</b>	<b>8 - 28</b>	<b>.286</b>	<b>15 - 21</b>	<b>.714</b>	<b>12</b>	<b>6.0</b>	<b>7</b>	<b>3.5</b>
<b>Opponent Totals</b>		<b>2</b>	<b>111</b>	<b>55.5</b>	<b>56</b>	<b>28.0</b>	<b>23</b>	<b>11.5</b>	<b>38 - 85</b>	<b>.447</b>	<b>14 - 30</b>	<b>.467</b>	<b>21 - 39</b>	<b>.538</b>	<b>19</b>	<b>9.5</b>	<b>5</b>	<b>2.5</b>